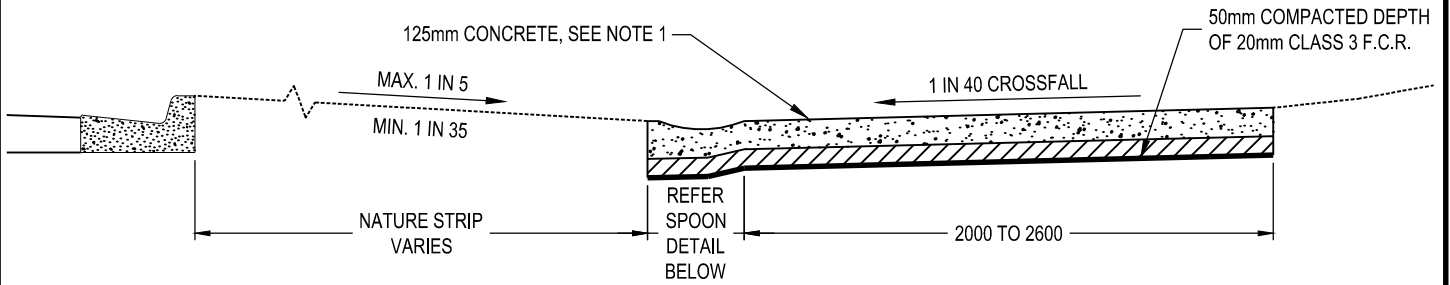
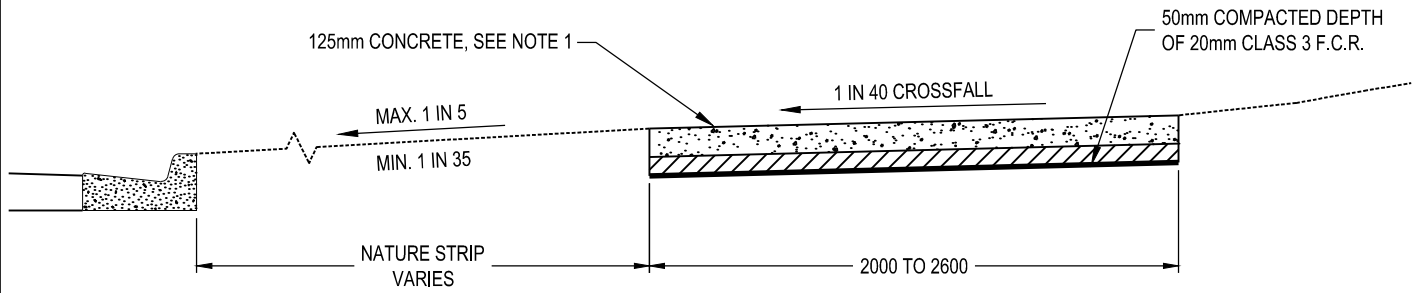


NOTES:

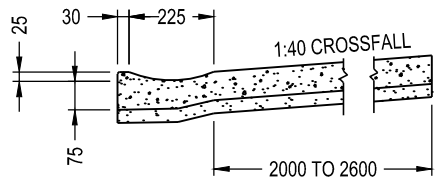
1. CONCRETE FINISH TO BE EITHER COLOURED OR EXPOSED AGGREGATE. COLOUR TO BE ADDED TO CONCRETE MIX.
2. ALL FOOTPATH BAYS WITHIN, AND ONE ENTIRE BAY EITHER SIDE OF VEHICLE CROSSING, MUST BE 125MM THICK WITH SL72 MESH ON 50MM CHAIRS.
3. REFER TO SECTION G OF THE MORNINGTON PENINSULA SHIRE SPECIFICATION.
4. CONCRETE STRENGTH $F_c = 25MPa$.
5. REFER TO MP228 FOR GRATED PIT FOR FOOTPATH SPOON DRAIN. MAXIMUM PIT SPACING 30.0m.
6. ALL MEASUREMENT ARE IN MILLIMETRES.



TYPICAL CONCRETE FOOTPATH - REVERSE FALL NATURE STRIP
SCALE 1:20



TYPICAL CONCRETE FOOTPATH
SCALE 1:20



NB: SPOON DRAIN TO BE SAME THICKNESS AS ADJOINING FOOTPATH AND CONSTRUCTED INTEGRALLY WITH THE FOOTPATH

DETAIL OF SPOON DRAIN
SCALE 1:20



MORNINGTON PENINSULA
Shire

STANDARD PLAN
TYPICAL CONCRETE FOOTPATH



MANAGER - INFRASTRUCTURE PROJECTS

CONCRETE COLOUR:	
THE FOLLOWING COLOURS OR THEIR APPROVED EQUIVALENT IS TO BE ADOPTED:	
'ABILOX'® CREAMSTONE,	DOSE RATE: 4.15% IN GREY CEMENT (BY WEIGHT).
'ABILOX'® LIGHT RED 109,	DOSE RATE: 4.15% IN GREY CEMENT (BY WEIGHT).
'ABILOX'® PREMIUM SPECIAL BLACK,	DOSE RATE: 4.15% IN GREY CEMENT (BY WEIGHT).

DATE OF ISSUE 10/01/2025
SHEET NO 1 OF 1

MP901