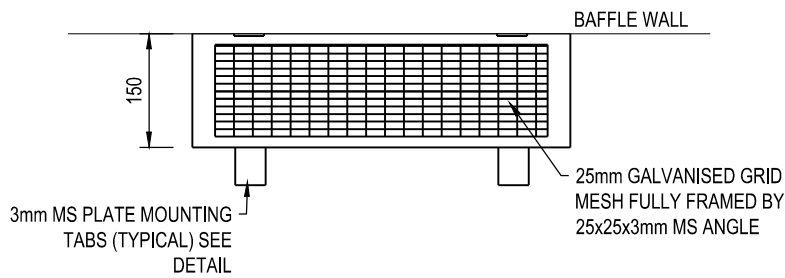


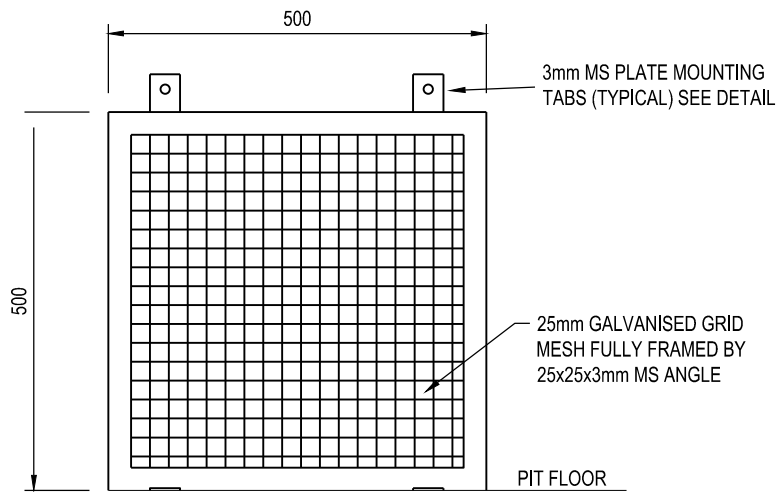
NOTES:

- 1 PIT IS TO BE CAST INSITU ONLY
- 2 ENTIRE TRASH GRATE ASSEMBLY IS TO BE HOT DIPPED GALVANISED (AS/NZS 4680) AFTER MANUFACTURE.
- 3 TRASH GRATE IS TO BE FIXED TO THE BAFFLE WALL AND PIT FLOOR BY THE FOUR MOUNTING TABS AS SHOWN BY 10mm DIA GALVANISED MASONRY ANCHORS.
- 4 THE TRASH GRATE ASSEMBLY SHALL FIT FLUSH AGAINST BAFFLE WALL AND PIT FLOOR
- 5 THIS DRAWING SHOWS GUIDELINE DETAILS ONLY. FINAL DESIGN TO BE PREPARED BY A CONSULTING ENGINEER TO THE SATISFACTION OF THE RESPONSIBLE AUTHORITY.



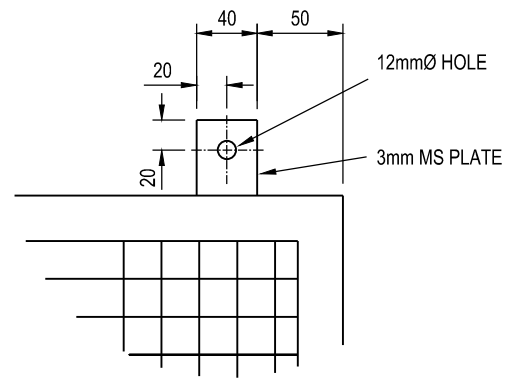
PLAN VIEW

SCALE 1:10



FRONT ELEVATION

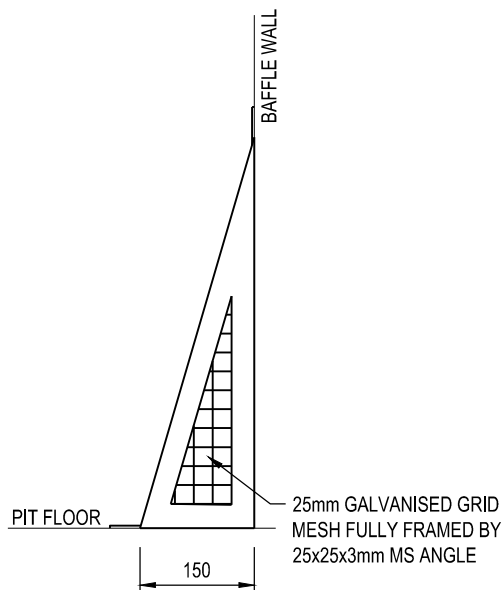
SCALE 1:10



TYPICAL MOUNTING

TAB DETAIL

SCALE 1:10



SIDE ELEVATION

SCALE 1:10



**MORNINGTON
PENINSULA**
Shire

STANDARD PLAN
ORIFICE PIT TRASH GRATE
DETAILS

MANAGER - INFRASTRUCTURE PROJECTS

DATE OF ISSUE
SHEET NO

05/12/2024
2 OF 2

MP244.2