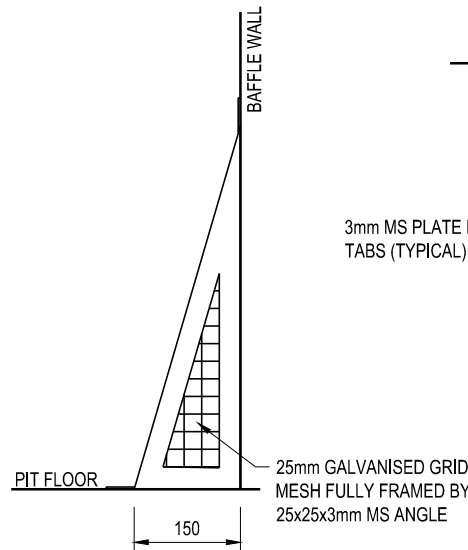
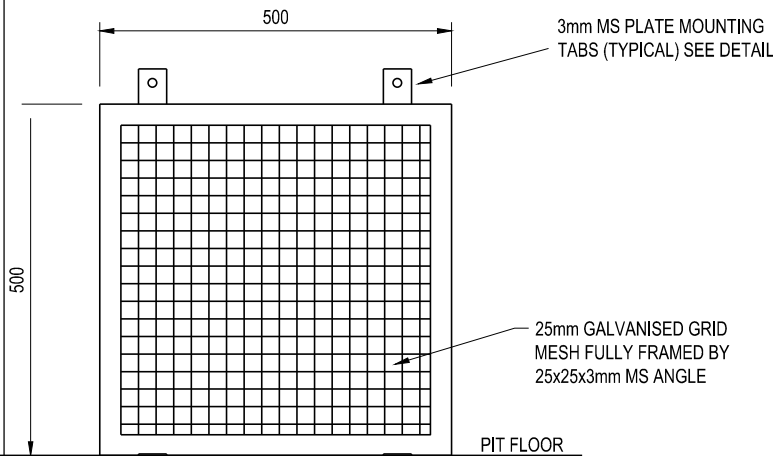
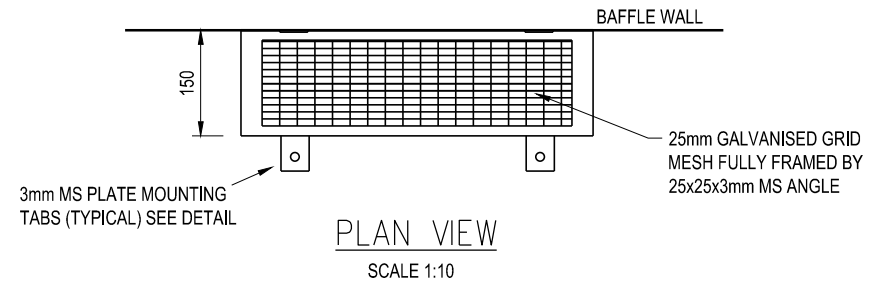


**NOTES:**

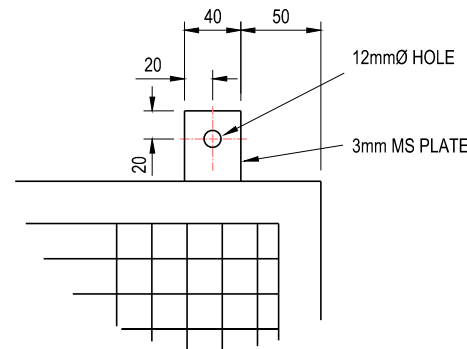
1. ENTIRE TRASH GRATE ASSEMBLY IS TO BE HOT DIPPED GALVANISED (AS/NZS 4680) AFTER MANUFACTURE.
2. TRASH GRATE IS TO BE FIXED TO THE BAFFLE WALL AND PIT FLOOR BY THE FOUR MOUNTING TABS AS SHOWN BY 10mm DIA GALVANISED MASONRY ANCHORS.
3. THE TRASH GRATE ASSEMBLY SHALL FIT FLUSH AGAINST BAFFLE WALL AND PIT FLOOR
4. THIS DRAWING SHOWS GUIDELINE DETAILS ONLY. FINAL DESIGN TO BE PREPARED BY A CONSULTING ENGINEER TO THE SATISFACTION OF THE RESPONSIBLE AUTHORITY.



**SIDE ELEVATION**  
SCALE 1:10



**FRONT ELEVATION**  
SCALE 1:10



**TYPICAL MOUNTING TAB DETAIL**  
SCALE 1:10



**STANDARD PLAN**  
**ORIFICE PIT**  
**TRASH GRATE DETAILS**

CERTIFICATION

*D. Rotter*  
DEREK RÖTTER - MANAGER PROJECT DELIVERY

DATE OF ISSUE: Sept 2015  
SHEET NO.: 2 OF 2

**MP244**