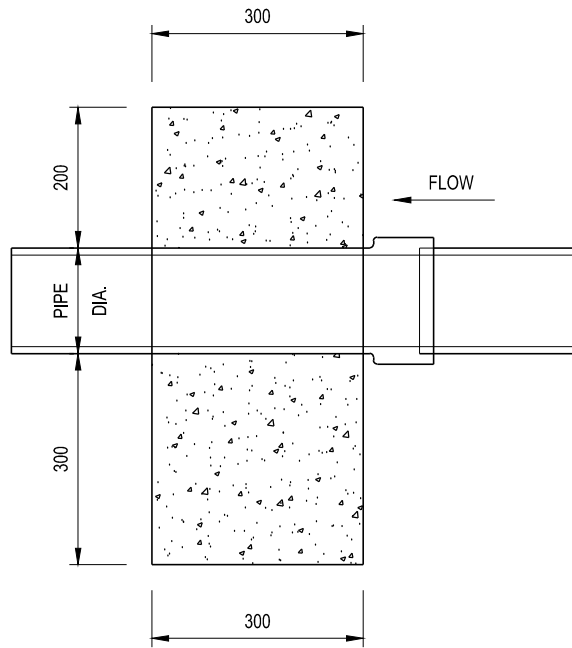
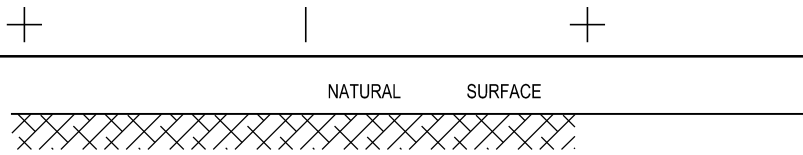
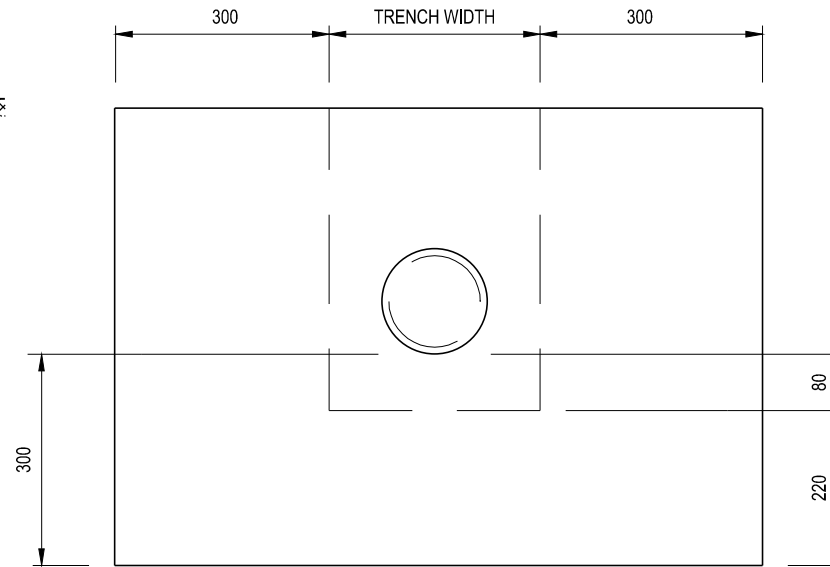


NOTES:

1. USE FOR PIPES ON GRADES OF 1 IN 8 OR GREATER.
2. REFER TO CLAUSE D36 OF THE MORNINGTON PENINSULA SHIRE SPECIFICATION.
3. ALL DIMENSIONS ARE IN MILLIMETRES.



TYPICAL SECTION
SCALE 1:10



END ELEVATION
SCALE 1:10

LOCATION OF ANCHORS

GRADIENT	SPACING
1 IN 3 TO 1 IN 8	MAX. SPACING 10.0m
GREATER THAN 1 IN 3	MAX. SPACING AS DIRECTED



STANDARD PLAN

ANCHOR BLOCKS FOR STORMWATER DRAINS

CERTIFICATION

[Signature]
DEREK ROTTER - MANAGER PROJECT DELIVERY

DATE OF ISSUE: Sept 2015

SHEET NO.: 1 OF 1

MP226