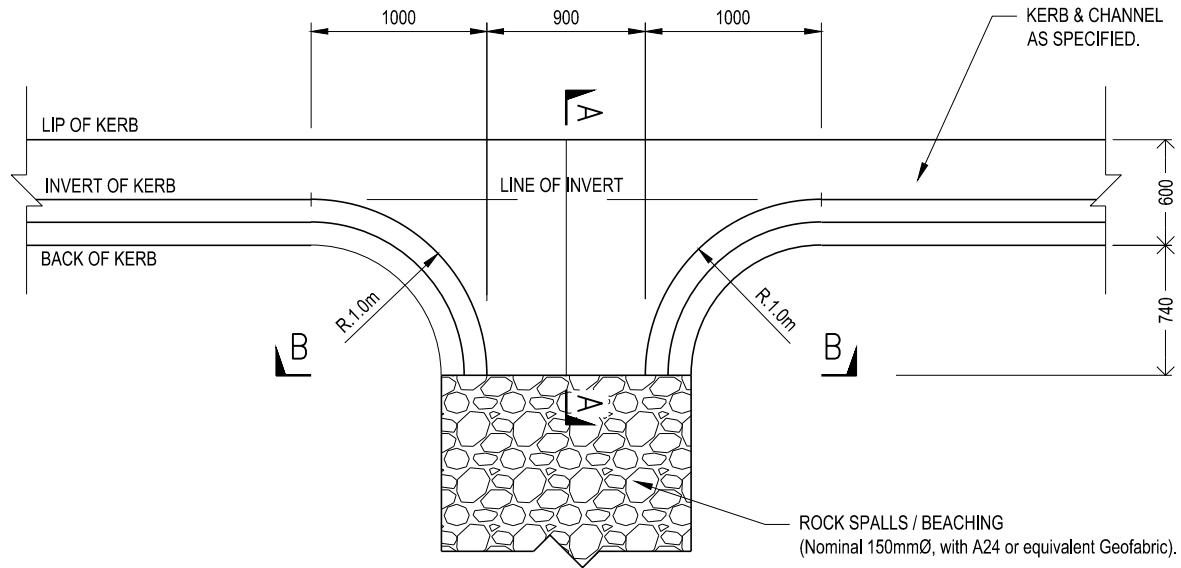
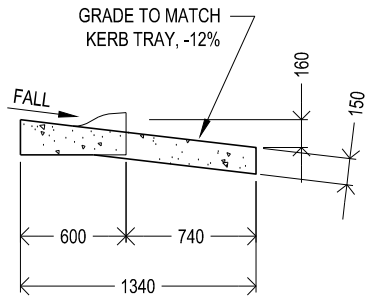


NOTES:

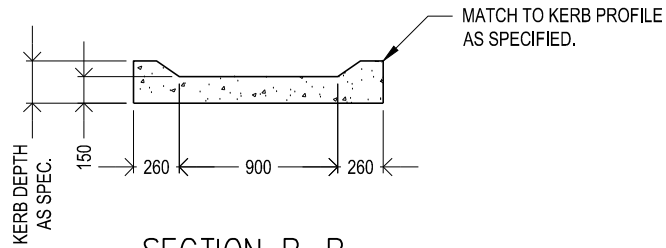
- 1. ALL MEASUREMENTS ARE IN MILLIMETRES.



PLAN  
SCALE 1:40



SECTION A-A  
SCALE 1:40



SECTION B-B  
SCALE 1:40



STANDARD PLAN

KERB OUTLET TO  
TABLE DRAIN  
WITH ROCK BEACHING

CERTIFICATION

*D. Rotter*  
DEREK ROTTER - MANAGER PROJECT DELIVERY

DATE OF ISSUE: Sept 2015

SHEET NO.: 1 OF 1

MP208