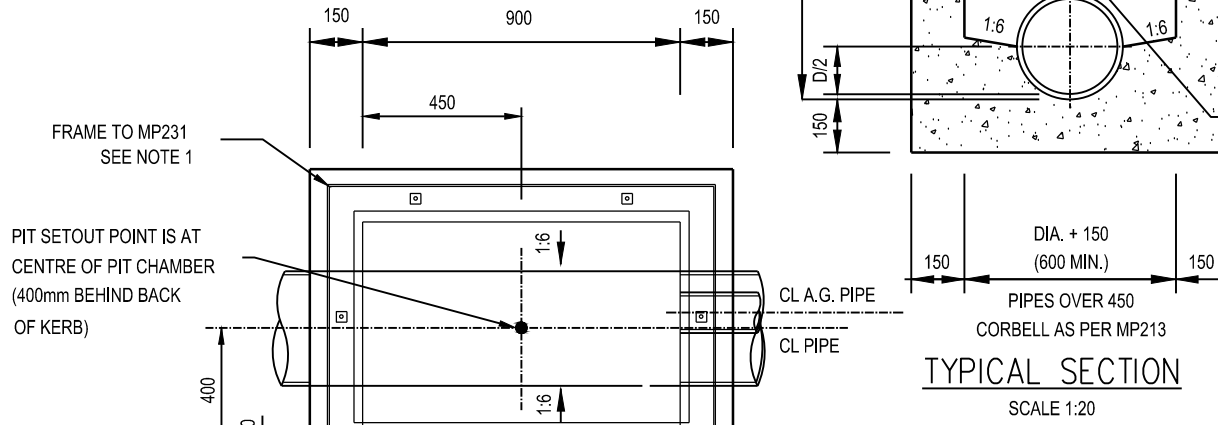
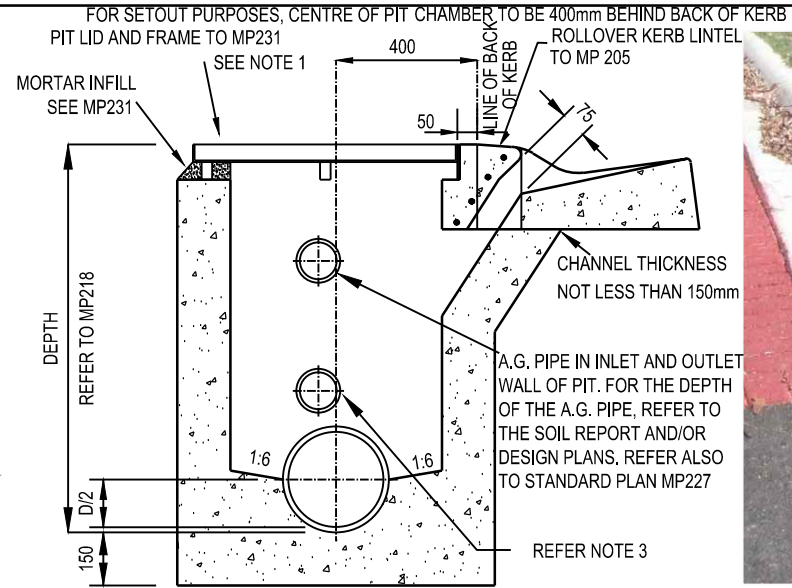
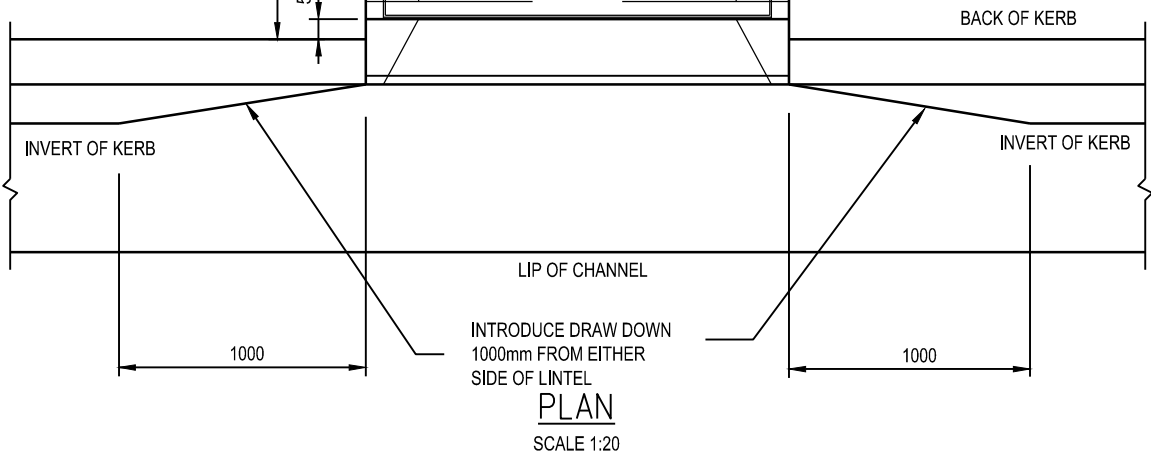


NOTES:

1. PIT LID AND FRAME TO BE TERRA FIRMA TYPE OR APPROVED EQUIVALENT TO MP231.
2. IN NATURE STRIPS PIT LIDS TO BE KHAKI GREEN. IN NATURAL COLOUR CONCRETE PAVING PIT LIDS TO BE STORM GREY. IN OTHER PAVED AREAS COLOUR OF PIT LIDS SHALL BE MATCHED TO COLOUR OF PROPOSED FINISHED SURFACE. CONTACT LID MANUFACTURER TO ARRANGE SUITABLE CUSTOM COLOUR MATCH.
3. IN AREAS OTHER THAN FREE FLOWING SAND WHERE A.G. LINES ARE NOT CONNECTED INTO THE PIT, ALLOW 100mmØ A.G. OPENING INTO PIT AT OBVERT LEVEL OF INLET PIPES. BACKFILL PIPELINE FOR 500mm BACK FROM PIT WITH 20mm SCREENINGS TO TOP OF PIPE AND COVER WITH APPROVED GEOTEXTILE FILTER FABRIC.
4. ALL MEASUREMENTS ARE IN MILLIMETRES.



TYPICAL SECTION
SCALE 1:20



STANDARD PLAN

**SIDE ENTRY PIT
TYPE 2
(ROLLOVER KERB)**

CERTIFICATION
[Signature]
DEREK ROTTER - MANAGER PROJECT DELIVERY

DATE OF ISSUE: Sept 2015
SHEET NO.: 1 OF 1

MP203