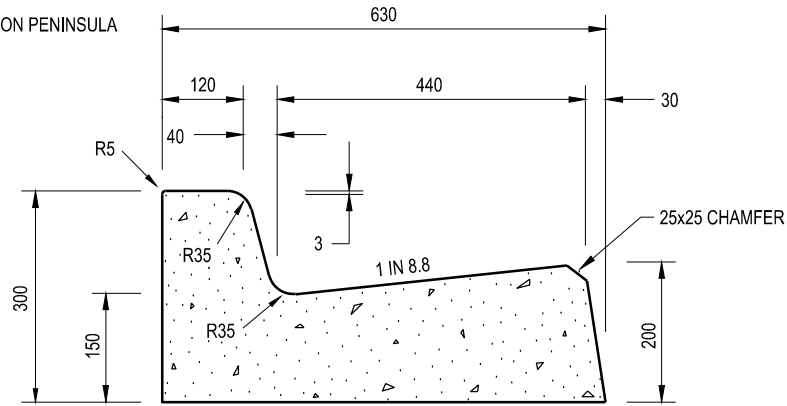


NOTES:

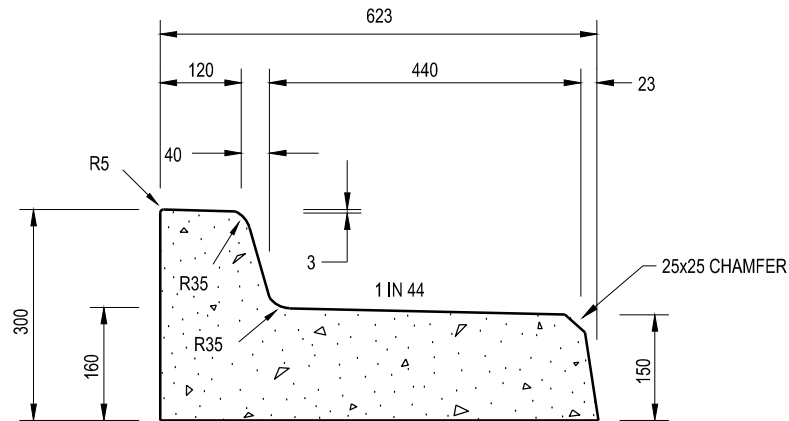
1. FOR BEDDING, SEE CLAUSE F4 OF THE MORNINGTON PENINSULA SHIRE SPECIFICATION.
2. ALL MEASUREMENTS ARE IN MILLIMETRES.



BARRIER KERB & CHANNEL

SCALE 1:10


MP104



BARRIER KERB & TRAY

SCALE 1:10

MP105



**MORNINGTON
PENINSULA**
Shire

STANDARD PLAN

**BARRIER KERB & CHANNEL
AND
BARRIER KERB & TRAY**

CERTIFICATION

D. Rotter
DEREK ROTTER - MANAGER PROJECT DELIVERY

DATE OF ISSUE: Sept 2015

SHEET NO.: 1 OF 1

MP104-105