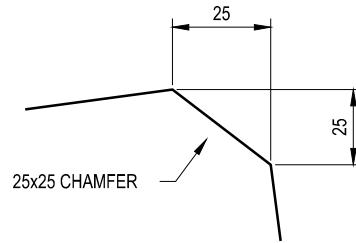
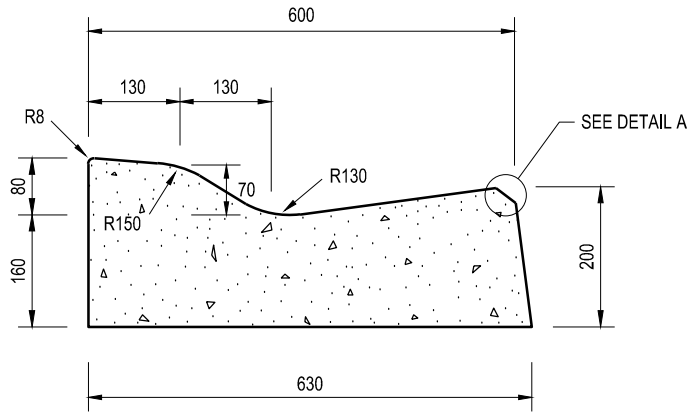


NOTES:

1. FOR BEDDING, SEE CLAUSE F4 OF THE MORNINGTON PENINSULA SHIRE SPECIFICATION.
2. ALL MEASUREMENTS ARE IN MILLIMETRES.



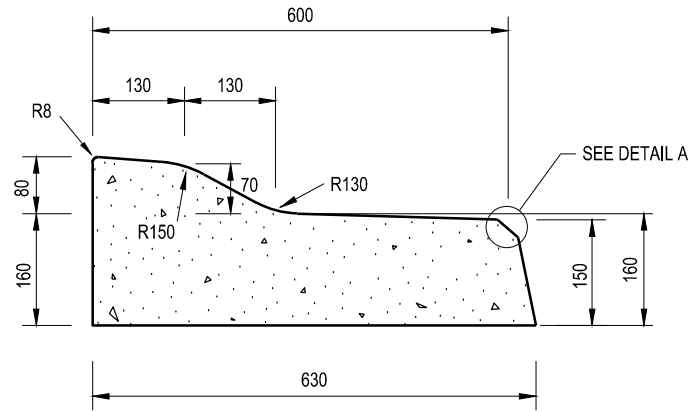
DETAIL A
SCALE 1:2



ROLLOVER KERB & CHANNEL

SCALE 1:10

MP101



ROLLOVER KERB & TRAY

SCALE 1:10

MP102



**MORNINGTON
PENINSULA**
Shire

STANDARD PLAN

**ROLLOVER KERB & CHANNEL
AND
ROLLOVER KERB & TRAY**

CERTIFICATION

D. Rotter
DEREK ROTTER - MANAGER PROJECT DELIVERY

DATE OF ISSUE: Sept 2015

SHEET NO.: 1 OF 1

MP101-102