



# Quarterly Community Report

April – June 2022



MORNINGTON  
PENINSULA  
Shire



# Table of Contents

|   |    |
|---|----|
| Mayor's Message                                 | 3  |
| CEO's Message                                   | 4  |
| Our Councillors                                 | 5  |
| COVID-19 – What we are doing                    | 6  |
| Community Engagement                            | 8  |
| Climate Emergency                               | 11 |
| <b>Council Plan Strategic Objectives Update</b> |    |
| <b>Theme 1</b>                                  | 12 |
| <b>Theme 2</b>                                  | 18 |
| <b>Theme 3</b>                                  | 23 |
| Major Projects and Capital Works Highlights     | 30 |
| Finance Report                                  | 37 |

Mornington Peninsula Shire acknowledges and pays respect to the elders, families and ancestors of the Bunurong/Boon Wurrung people, who have been the custodians of this land for many thousands of years. We acknowledge that the land on which we meet is the place of age-old ceremonies, celebrations, initiation and renewal; and that the Bunurong/Boon Wurrung peoples' living culture continues to have a unique role in the life of this region.



## Mayor's Message



This quarter saw the election of a new Federal Government and I'd like to congratulate our successful local candidates: Zoe McKenzie (Flinders) and Peta Murphy (Dunkley). I look forward to working with both MPs on outcomes that benefit our community.

The three months from April to June saw Council make significant progress on a range of projects and initiatives to support our community's wellbeing.

### Flinders Pier

It was great to see the Victorian Government announce \$1.5 million to restore – rather than demolish – a historic section of Flinders pier. This was the fruition of a very successful community campaign, supported by Council. It followed our successful bid for Heritage Victoria to recommend Flinders pier be included on the Victorian Heritage Register (the final decision is yet to be made by the Heritage Council).

### Performing Arts

We launched an important new resource for local creative organisations and individuals this quarter. The \$500,000 Performing Arts Fund will invest in Peninsula-based artists seeking to develop new performance works. It is designed to grow employment opportunities for our creative and cultural workers, as well as provide Peninsula audiences with an even richer range of cultural experiences to enjoy.

We also completed a location and site analysis for a new creative precinct and Performing Arts Centre. Three preferred sites were recommended for further investigation and a Needs Analysis and Feasibility Assessment of each site will now be done. The Feasibility Assessment will include seeking feedback from the arts sector, as well as community members and organisations such as theatre groups, dance schools, schools, choirs, and orchestras.

This is all part of Council's deep commitment to elevating the Mornington Peninsula's reputation as an arts and culture destination.

### Community Grants

Council offers a range of grants to support the community and our Community Investment Funding for the 2021/2022 financial year reached \$2.658 million.

As part of our \$10 million investment in COVID-19 recovery, we allocated \$430,000 towards a grant program

that targeted experienced and established service providers working in the areas of unemployment, young people, mental health, family violence and social isolation. Following a rigorous and competitive grant round, 17 organisations were successful in securing funding for a range of activities that will contribute significantly to our community's long-term recovery.

This quarter also saw round two of our Climate Action Grants. Just over \$142,000 was awarded to 19 community-led projects that will either help us reach our goal of net zero emissions by 2040 or help us adapt to the changing climate. Climate change is too big an issue to leave to others to solve. All levels of government, all businesses and every individual needs to do what they can to accelerate the transition to renewable energy and protect both the environment and our vulnerable community members. Through these grants we have taken another step closer to achieving these goals.

### Positive Ageing

We are committed to building a community that values and supports positive ageing and promotes respect and inclusion for our older citizens. It was my pleasure this quarter to present the Delys Sargeant Age Friendly Awards, which recognise local individuals, clubs, services and businesses that contribute to building a stronger age-friendly local community here on the Peninsula. There were 13 winners of the awards, and it was great to be able to present them in person after two years of covid lockdowns.

### Mayoral Charity Paddle

I'd like to finish by mentioning the Mayoral Charity Paddle which took place over Easter. The event is best summed up by its slogan: 2 Bays. 4 Days. 100ks. We paddled along our coastline from Mount Eliza to Portsea and Flinders to Somerville highlighting the investment needed to preserve our beautiful beaches, as well as our piers, jetties and boat ramps. The \$36,000 raised was split evenly between Hastings SES, Sorrento SES, Western Port Coast Guard and Safety Beach Coast Guard. I'd like to thank everyone involved – especially the event sponsors – for making it such a success.

**Anthony Marsh**  
Mayor

# CEO's Message

It has been another busy quarter with a lot going on across all our divisions. And it was extremely pleasing to see the Shire gain recognition for excellence regarding two of our infrastructure projects.

## Yawa

I'm delighted to report our Yawa Aquatic Centre was named 'Community Facility of the Year' at the 2022 Parks & Leisure Australia Awards of Excellence. This award recognises facilities demonstrating innovative features of design, development and operation. We are now in the running for the National Awards of Excellence, announced later this year.

Yawa has more than 4,700 members and over 2,100 students enrolled in Learn to Swim, making it the biggest facility operated by Belgravia Leisure in Australia. This award is a huge credit to our team who helped deliver this incredible community infrastructure project, and to the previous Council for its leadership.

## Rye Coastal Wetlands

This quarter also saw Rye Coastal Wetland win the Stormwater Victoria Industry Award for 'Infrastructure Excellence'. It is the largest stormwater treatment asset in a coastal environment on the Peninsula and was a project spearheaded by the community. We had to overcome some significant challenges to produce a highly effective natural filtration system that treats stormwater before it reaches the Bay. We are incredibly proud to be leading the way in stormwater management through our first coastal bio-infiltration basin.

## In-home Aged Care Services

National Aged Care Reforms introduced by the Commonwealth Government mean that as of 1 July the Shire no longer provides in-home support services under the Commonwealth Home Support Program. These services are instead delivered by mecwacare and Bolton Clarke (formerly the Royal District Nursing Service).

A significant focus for us this quarter was preparing our clients for the transition. This included carrying out



an incredible 715 support plan reviews to help clients transitioning to the new providers. We worked with our clients to review their needs for independent living and worked with them to set achievable goals to reach or maintain independence and improve overall wellbeing. This included liaising with service providers, General Practitioners, specialists, and community support networks.

I would like to thank all of our Aged and Disability staff who helped with the final transition of clients to the new providers. Their commitment, professionalism and support for our community has been outstanding, during what has been a very challenging time.

## Housing and Homelessness

Over this quarter we continued to advocate for affordable housing and crisis accommodation on the Peninsula. In April, I spoke at a community forum about affordable housing for those living below the poverty line and we also made a submission to the Victorian Property Market Review – calling for our residents to have fairer and easier access to housing. This period also saw us begin planning for how we can better partner with our community in Rosebud to support people sleeping rough.

## Innovation Summit

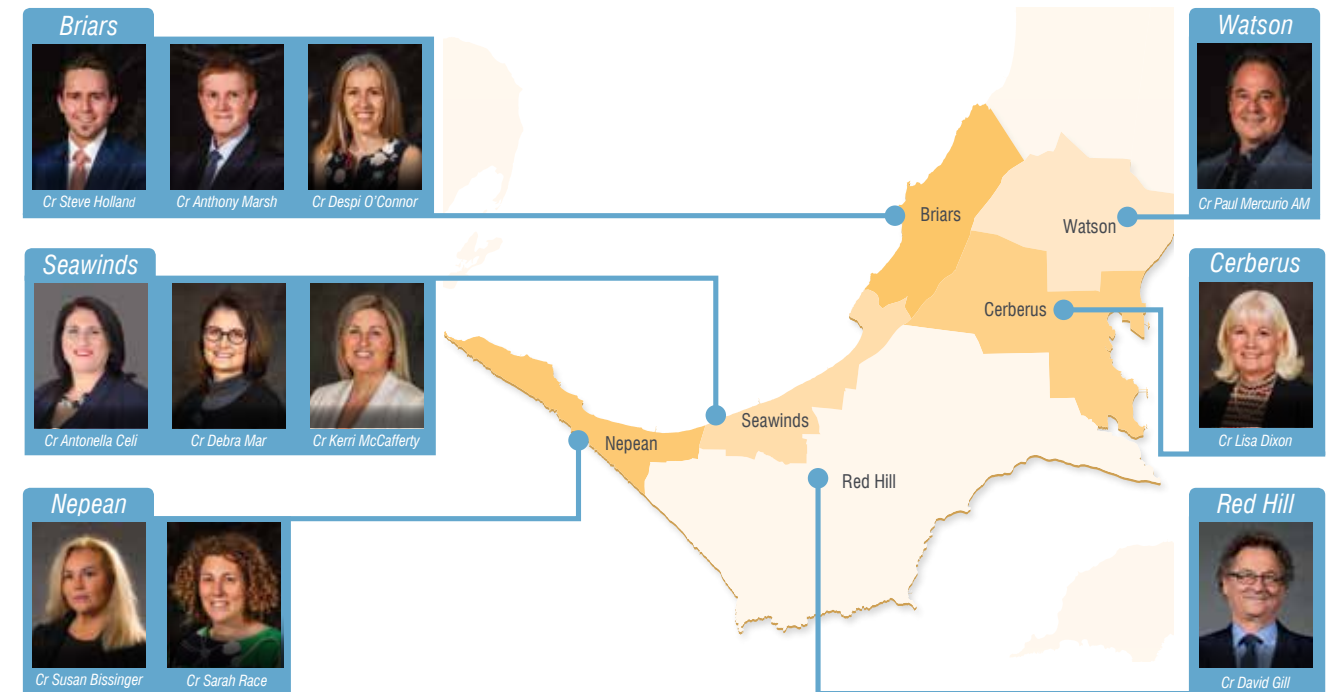
In June, we held our first Innovation Summit, bringing together representatives from local business, industry groups, government and community to brainstorm ideas and solutions to the challenges of revitalising the Mornington Peninsula. It was a terrific event, and we'll use the knowledge and information from the summit to help plan our projects and policies.

Like all workplaces, we continue to experience significant impacts due to Covid. I'm proud of what we've achieved and the customer service we've been able to deliver during this time.

**John Baker**  
Chief Executive Officer

# Our Councillors

Mornington Peninsula Shire is divided into six wards with a total of 11 councillors.



## Contacting our Councillors

**Cr Anthony Marsh – Mayor**  
☎ 0435 610 745  
✉ [anthony.marsh@mornpen.vic.gov.au](mailto:anthony.marsh@mornpen.vic.gov.au)

**Cr Lisa Dixon – Deputy Mayor**  
☎ 0435 630 007  
✉ [lisa.dixon@mornpen.vic.gov.au](mailto:lisa.dixon@mornpen.vic.gov.au)

**Cr Despi O'Connor**  
☎ 0435 569 710  
✉ [despi.oconnor@mornpen.vic.gov.au](mailto:despi.oconnor@mornpen.vic.gov.au)

**Cr Sarah Race**  
☎ 0466 237 655  
✉ [sarah.race@mornpen.vic.gov.au](mailto:sarah.race@mornpen.vic.gov.au)

**Cr Antonella Celi**  
☎ 0408 974 143  
✉ [antonella.celi@mornpen.vic.gov.au](mailto:antonella.celi@mornpen.vic.gov.au)

**Cr David Gill**  
☎ 0437 129 016  
✉ [david.gill@mornpen.vic.gov.au](mailto:david.gill@mornpen.vic.gov.au)

**Cr Steve Holland**  
☎ 0410 905 085  
✉ [steve.holland@mornpen.vic.gov.au](mailto:steve.holland@mornpen.vic.gov.au)

**Cr Kerri McCafferty**  
☎ 0435 457 769  
✉ [kerri.mccafferty@mornpen.vic.gov.au](mailto:kerri.mccafferty@mornpen.vic.gov.au)

**Cr Debra Mar**  
☎ 0466 255 385  
✉ [debra.mar@mornpen.vic.gov.au](mailto:debra.mar@mornpen.vic.gov.au)

**Cr Paul Mercurio AM**  
☎ 0435 457 773  
✉ [councillor.support@mornpen.vic.gov.au](mailto:councillor.support@mornpen.vic.gov.au)

**Cr Susan Bissinger**  
☎ 0401 297 978  
✉ [susan.bissinger@mornpen.vic.gov.au](mailto:susan.bissinger@mornpen.vic.gov.au)

## What we are doing in response to the pandemic

# COVID-19

Since the pandemic was declared in March 2020, we have worked to reshape public spaces and services to accommodate people safely, while also prioritising the most vulnerable in our community. In the third quarter of the 2021/2022 financial year, we continue to work with local businesses, the community, service providers and other levels of governments to ensure the Peninsula's lasting resilience and renewal, in an open Mornington Peninsula.

Additionally, significant work has occurred in responding to the current COVID-19 Relief and Recovery needs including:

- Distribution of free Rapid Antigen Tests to several Community Houses and Support Centres who are supporting vulnerable members of our community
- Provision of Covid relief care packages to the community. Since recording the number of packages began in September 2021, we have provided almost 500 packages, with 154 people supported during the quarter.
- Supporting Peninsula Health and Monash Health in activating vaccination 'pop ups' across the Peninsula including within our facilities, events and schools
- Continuing to support key State COVID vaccination messages targeting priority populations and in particular the 5-11 year old cohort.

After making a \$10 million investment in the 2021-22 budget to recovery projects, programs, and initiatives we are now

seeing the results of this investment. This includes:

- \$1 million to waive fees and charges. This relief has been, and continues to be, applied across the community and business sector and to our most vulnerable. In some instances, permits or licensing fees were automatically waived for a 12-month period, whilst for other fees or charges, Council has been able to support the request for financial hardship assistance by application throughout the year.
- \$650,000 was used to re-establish the Outdoor Dining and Township Activation program between October 21 – April 2022. This has been such a successful initiative for our hospitality industry that requests have been made by some businesses to prolong the program until the end of June 2022.
- The roll out of \$2.2 million worth of grants to empower our community and those most in need continues. Several grants closed to application in March, including the Accessible Business Improvements grant, Business Association Covid-19 Recovery grant, Community Place Making Grant, Climate Action Grant 2022, and the Biolinks Support Grant 2022. Over 70 applications across the listed grants will be assessed in the coming weeks. Additional grants are continuing in future quarters.
- The fast-tracking of a number of priority Climate Emergency Actions from the Community Action Plan continues to ensure a green recovery and rebuild

- our local economy with a focus on transitioning to a net zero carbon energy sector. For example, to date, eight Small Business Energy Saver upgrades have been completed with 31 still in progress and we are prioritising environmental education to create community 'Climate Change'. This quarter, 185 students have been reached at 4 different schools, and three Community Environmental Workshops were also delivered.
- Work to create a new Mornington Peninsula Festival to help our community celebrate and reconnect is almost complete, with the event fully planned and ready to go. The Drift Arts and Culture Festival took place in April 2022.
- A number of initiatives have rolled out in the 'Communities That Care' program this quarter, including the Fathering Project, Resilient Youth, and The Family Adventure Challenge.
- We are supporting community-built bike tracks where kids and adults can connect, enjoy themselves and get active. \$250,000 will be split over this year and next. We are currently progressing a pilot of community-built bike jumps at Citation Reserve, and once this is completed the BMX strategy which is at draft stage, will move through the process to completion and delivery of further bike jumps (in 2022/2023).
- Using \$125,000 to expedite rezoning of land in Hastings/Tyabb to allow for the establishment of a Mornington Peninsula Technology Park is underway, however, this

process will cross over into 2022/2023, and the rezoning a further 18-24 months.

- We continue to work to build disaster resilience by enhancing our Emergency Management capability. A Crisis Management Plan has been created that assists in our community's preparedness for future disasters, such as fire, floods, and storms. Funds will contribute to our evacuation and relief centres, ensuring they are fit for purpose.
- \$4 million in capital projects that will support vital infrastructure and community connections including the delivery of priority small missing link footpaths. In addition, support for young people's mental health and wellbeing, with key projects such as, the Southern Peninsula Youth Hub, Civic Reserve athletics/soccer pavilion, Emil Madsen Reserve main soccer field, Sorrento Tennis Court lighting, Fruit Growers Reserve scoreboard.
- Scope and implement an 'on demand' bus service trial to the value of \$110,000, which is currently on hold due to delays with the Melbourne Ferry project first beginning its trial.

As the pandemic continues and restrictions ease, we will work closely with the community to ensure that further distribution of recovery funding is targeted where it is needed the most.







“ ... making a \$10 million investment in the 2021-22 budget to recovery projects, programs, and initiatives... ”

“ \$4 million in capital projects that will support vital infrastructure and community connections... ”



# Community Engagement

## Fast facts – How you engaged with us

|   |  |
|---|--|
|  <b>31,682</b> Calls taken<br>66% of enquiries resolved at first contact                         |  <b>5,892</b> customers visiting our Customer Service Centres   |
|  <b>7,998</b> Correspondence received<br>96% enquiries resolved<br>(Includes letters and emails) |  <b>265,835</b> Website users   |
|  <b>5,022</b> Webchats<br>89.4% of enquiries resolved at first contact                           |  <b>18,963</b> Service Requests received<br>(Includes Snap Send Solve requests)<br>76% of enquiries resolved<br>(14,466 Service Requests completed) |

## Website Page Views – Top 10 areas of engagement

|   |               |
|---|---------------|
| Home Page – Mornington Peninsula Shire      | 188,197 views |
| Search Results – Mornington Peninsula Shire | 102,590 views |
| Markets List                                | 50,732 views  |
| Find your bin day                           | 49,494 views  |
| Contact us                                  | 30,619 views  |
| Events and activities                       | 25,816 views  |
| Advertised planning applications            | 25,605 views  |
| Pets for adoption                           | 24,039 views  |
| Rubbish and recycling                       | 23,628 views  |
| Current vacancies                           | 23,521 views  |

# Have Your Say

## April – June 2022

### Engagement Title Engagement Description

|   |  |
|---|--|
| <b>Best Bites 2022/2023</b>                         | Entries are open for food businesses to be in the running for the Best Bites Food Awards and be included in the Best Bites Food Guide for 2022–23. Media release, newspaper advertisements, magazine advertisements, paid social media campaign and poster   |
| <b>Mornington Community House Ongoing Promotion</b> | This project is to promote the range of events, workshops and initiatives being undertaken at the new Mornington Community House, as well as encourage the community to visit the new facility in the Mornington Community Hub precinct. Media release, newspaper advertisement, eNewsletter, social media tiles and signage   |
| <b>Food Allergy Week 2022</b>                       | Food Allergy Week (23 – 28 May 2022) aimed to raise awareness of food allergies including potentially fatal food allergies such as anaphylaxis. Media release, social media post and Peninsula Buzz  |
| <b>Climate Change Mural Project Hastings</b>        | Mornington Peninsula Shire is seeking Expressions of Interest from suitably qualified visual artists to create a mural on the wall of Ritchies IGA in Hastings. Paid social media campaign, media release, Shape webpage, map design and social media tile   |
| <b>Climate Conversations Facilitator Training</b>   | The Shire has partnered with Climate for Change, a not-for-profit organisation, to train facilitators to lead Climate Conversations within our community. Climate Conversations are facilitated informal conversations aiming to bring about meaningful action on climate change through the power of ordinary Australians. The Shire is calling out for Expressions of Interest for community members to get involved. Poster, newspaper advertisement, media release, Peninsula Buzz, Shape webpage and social media posts   |
| <b>Wastewater awareness 2022</b>                    | The Shire is responsible for managing onsite wastewater management systems on the Peninsula. This project aims to create community awareness of wastewater management and encourage 'health checks' of wastewater systems. Paid social media campaign, newspaper advertisement, media release, social media tiles and poster   |
| <b>IDAHOBIT 2022</b>                                | Mornington Peninsula Shire celebrates IDAHOBIT day every year by raising the rainbow flag to show support of our LGBTIQ+ and running community events. This year was in partnership with Frankston City Council.   |
| <b>Public Transparency Policy</b>                   | The Public Transparency Policy sets out Council's commitment to openness and transparency in decision-making processes and describes how information will be made available to the public. The draft Policy was placed on public exhibition in May.  |
| <b>Reconciliation Week 2022</b>                     | Each year National Reconciliation Week is held from 27 May – 3 June. It celebrates and builds on the respectful relationships shared by Aboriginal and Torres Strait Islander peoples and other Australians. Poster, signage, media release, social media posts and Facebook events  |
| <b>Volunteer Locally Campaign</b>                   | The Volunteer Locally campaign will run for 12 to 18 months from May 2022 onwards. The campaign is about promoting volunteering on the Mornington Peninsula – both in Shire run programs and with community groups. The main focus of the campaign are four videos featuring volunteers from four different areas of volunteering on the Mornington Peninsula (Meals on Wheels, emergency services, visitor centre and community gardens). Four volunteering videos, campaign branding design, updating the Volunteering website, media release and paid social media campaign |

|   |  |
|---|--|
| <b>Repower</b>  | Repower are surveying the community and setting up satellite groups in every postcode to provide the community with postcode level emissions data so each satellite group can comprehend what they need to do to reach net zero in their own community and measure their progress.<br>Peninsula Buzz, social media tiles, poster and Facebook event  |
| <b>Councillor Expenses, Reimbursements, Resources and Facilities Policy</b> | The draft Councillor Expenses, Reimbursements, Resources and Facilities Policy identifies resources and facilities available to Councillors and outlines the circumstances in which Councillors may seek reimbursement for out-of-pocket expenses incurred while performing their role.<br>Shape webpage, hard copy consultation form and newspaper advertisement  |
| <b>Nature strips and roadside gardens</b>                                   | Our nature strips say a lot about the neighbourhood we live in. Across the Mornington Peninsula Shire you'll find all kinds of nature strips: from wild and rugged with indigenous vegetation and weeds to carefully manicured strips of grass.<br>We will use your feedback to update our Private Works on Nature Strips and Road Reserves Policy as well as our Township Street Tree and Vegetation Policy.<br>Shape webpage, magazine ads, social campaign, PenBuzz |
| <b>Briars restaurant and glamping EOI</b>                                   | We are seeking expression of interest from interested parties to run the restaurant and new Sanctuary Dreaming glamping at The Briars<br>On site consultation, Restaurant & Catering ad campaign, video, target industry stakeholders and more   |
| <b>Hastings Foreshore Master Plan</b>                                       | We're about to start working on a Master Plan for Hastings foreshore and will explore the opportunities available to the area.<br>On site consultation drop ins, posters and corflutes, social media, media release and more   |
| <b>Sunnyside North Beach</b>  | Asking Mt Eliza Community, Peninsula community and all beach users: Would you like this beach to remain clothing optional?<br>Media release, corflutes, advertisements, shape page, letter drop  |
| <b>Coastal and Marine Management Plans (Portsea, Flinders, Mt Eliza)</b>    | We are developing Coastal and Marine Management Plans (CMMPs) for three communities: Flinders, Mount Eliza and Portsea<br>On site drop ins, decals and corflutes, Shape page, social media   |
| <b>Rosebud Foreshore Master Plan</b>  | Asking the community to comment on the proposed design for the Rosebud Foreshore.<br>Stakeholder meetings, decals and corflutes, Shape page, social media  |

# Climate Emergency

## Climate Emergency Plan Delivery status

The Climate Emergency Plan's online progress portal, detailing the progress of the 172 tasks within the Plan, will be available on our website from mid-July 2022.

Of the 172 tasks in our 10-year Plan, 132 (78%) tasks are in progress, ongoing or completed.

### Between April and June 2022, we:

- Delivered ten education programs to participating schools to 943 students
- Hosted five environmental workshops

## Climate Action Grants

Round 2 of our Climate Action Grant received 30 applications. A total of \$142,315 was awarded to 19 community-led initiatives. The grants, which are up to \$10,000, will support small businesses, schools and community groups to undertake projects that contribute to our goal of net zero by 2040 or facilitate climate change adaptation.

## Carbon neutrality

The Mornington Peninsula Shire is in the process of certifying carbon neutral status for FY2020/21 as per the budget decision in mid-2021. The commitment to continue to reduce operational carbon emissions, prior to offsetting, remains and work continues with several energy projects delivered this quarter, including solar on Somerville Community House and Good Shepherd Community House in Hastings.

## Facilitating community energy

The Shire is working with Repower Mornington Peninsula to drive community decarbonisation through promoting electrification and renewable uptake on homes, businesses and in our cars, on a postcode basis. Council will share learning and expertise on energy reduction trials and virtual power plant pilots within Shire-managed facilities and provide support for community capacity building. For more information on Repower see: [repowermornpen.org.au/](http://repowermornpen.org.au/)

## Climate Conversations Facilitator Program

The Shire has partnered with not-for-profit organisation Climate For Change to train facilitators to lead climate conversations within our community. This program will develop a strong team of volunteer facilitators who will help inspire the local community to act on climate change. Eleven community members have signed up to become facilitators during our first round of training. Expressions of interest for the second round of training open 8 August 2022. For more information see: [mornpen.vic.gov.au/climateconversations](http://mornpen.vic.gov.au/climateconversations)

## Blue Carbon

Through a partnership with the Western Port Biosphere Reserve Foundation, investment in marine ecosystem protection, and restoration will be examined to see how it could ensure Victoria's Western Port and Port Phillip bays, and contribute to local and national achievement of net zero carbon emissions. Blue carbon projects that maintain and restore mangrove, seagrass and saltmarsh ecosystems have potential to capture carbon up to 30 and 50 times faster than terrestrial forests, locking it into the marine sediments for thousands of years. The research is being conducted by Deakin University's Blue Carbon Lab and is expected to be completed by September.

# Theme One

## A healthy natural environment and well-planned townships



Vibrant and unique townships balanced with a natural environment that is protected now and into the future, accelerating climate action and celebrating cultural heritage.

### Legend for commentary

- On track
- Attention
- No Activity

467,102m<sup>2</sup> Garden beds maintained

1,457 Pets registered and 14,660 renewals

681 planning applications completed

9293.6 tonnes of Kerbside Waste diverted from landfill

1,950 potholes filled

189.9 lineal km of beaches cleaned

## Strategic Objective 1.1

**An accessible and unique natural environment that helps our community to be healthy and well.**

● On track

The Shire worked alongside Friends Groups, a collaboration of community members who volunteer their time to protect and enhance biodiversity values in their local bushland or foreshore reserves, to plant over 2,500 indigenous seedlings over 800 hours across 158 working bees. Three hundred and seventy-five members volunteered their time to help us protect and enhance our natural environment.

There are now more than 18,600 households using our new food and green waste service with a thousand new bins or caddies ordered over the quarter, and our community has now diverted approximately 1,500 tonnes of food waste from landfill. We also saw an increase in our uptake of compost rebates with 250 new compost systems delivered directly to households across the Shire this past year.

The Shire's Briars nursery sowed myrnong seed and pot up grass trees in readiness for Spring planting in gardens across the Peninsula, and donated plants to Rye pre-school, Our Lady of Fatima school and Dromana pre-school, all of whom are creating indigenous gardens.

Additionally, we:

- Continued work on major improvements to Mount Eliza Regional Park's landfill cap and stormwater drainage system, which operated as a landfill from the 1970s to the 1990s. The Shire continues to monitor, report on, and improve all current and historic landfills to ensure no



adverse effects on the environment and can, in this case, continue to be enjoyed as public recreation space.

- Received 10 applications from organisations across the Peninsula on our Single-use Plastic Grant. Funding up to \$5,000 was available to them to phase single-use plastics out of their organisation.
- Supported our schools embed sustainability through the Peninsula Teachers' Environment Network

The Shire continued to work with the Bunurong Land Council Aboriginal Corporation on our Coastal and Marine Management Plan 2020-2025, coastal area maintenance and the naming of trails to ensure natural sites of cultural and Aboriginal and Torres Strait Islander significance are acknowledged and highlighted as part of Peninsula's trail signage.

Image: Friends Group working bee



## Strategic Objective 1.2

**A healthy ecosystem, in which our coastline, bushland, wildlife and green wedge is resilient to the climate emergency and development.**

● On track

On 4 May 2022, the Victorian Government announced \$1.5 million would be allocated to the restoration of the timber Flinders Pier, which is a significant result for our community, environment, and heritage. The decision to save the pier is largely due to the support of our local community and the members of the Save Flinders Pier campaign. Council will continue to support and advocate for the pier and its surrounding historic precinct to be included within the Victorian Heritage Register.

Rye Coastal Wetland was awarded the Stormwater Victoria Industry Award 2022 for 'Infrastructure Excellence'. The Award recognises excellence in stormwater infrastructure projects that have been delivered and are now operational. The Wetland features indigenous vegetation, bay trail public boardwalk, including direct access to the beach. The community driven project overcame significant challenges, including sand migration, high tides, storm surges, and high groundwater levels to produce a highly effective natural filtration system



Image: Flinders pier





that treats stormwater prior to reaching the Bay. The project was funded by Mornington Peninsula Shire, the Victorian Government (Port Philip Bay Fund) and Melbourne Water (Liveable Communities Liveable Waterways Program).

The Shire:

- Received community submissions on our initial consultation of the three Coastal and Marine Management Plans currently under development, Flinders, Mount Eliza, and Portsea.
- Heard from hundreds of residents and community members throughout April and May on the Hastings Foreshore Master Plan, which will shape the future of the foreshore. The Hastings Foreshore Master Plan will build on ideas from the past Hastings Foreshore Precinct Plan whilst ensuring the actions from the Master Plan are deliverable. We are currently drafting a Master Plan based on your feedback.
- Sought community input on nature strips and roadside gardens. Your responses will be used to assist with updating the Private Works on Nature Strips and Road Reserves Policy as well as the Township Street Tree and Vegetation Policy.
- Worked with a local ecologist, and a botanist from the Victorian Herbarium who had collected seeds from an unidentified eucalypt tree that had been cut down in Rosebud to plant eight seedlings in open space reserves. The seedlings will be monitored and identified in the coming years.
- Commenced work to undertake a Shire-wide Bushfire Landscape Hazard Assessment to inform future advocacy initiatives aimed at refining existing bushfire-related planning provisions within the Victoria Planning Provisions to minimise unnecessary vegetation loss.

The Shire's Community Animal Shelter continued to care for dogs, cats and the occasional livestock, and reunited lost pets



Image: Rye Coastal Wetland Biofiltration

with their owners, whilst also finding new homes for others. Please note, the breakdown below will not add up to the total number of cats / dogs impounded for the quarter as not all animals impounded within a particular month are reunited/rehomed/adopted within the same month. Some animals may also remain in the Shelter for an extended period due to legislative requirements, such as dogs seized in relation to dog attacks.

One hundred and eighteen cats were impounded for the quarter, of which twenty-one were surrendered to Council. Of the impounded cats:

- 6 were registered prior to impoundment
- 28 were reunited with their owners
- 32 cats were adopted via the Mornington Peninsula Shire adoption program
- 11 cats were rehomed with rescue groups, and
- 26 cats were euthanised due to disease/severe illness or unsuitability for rehoming through adoption or rescue, due to behaviour issues (such as feral cats).

One hundred and thirty-one dogs were impounded for the quarter, with four of these being surrendered. Of the impounded dogs:

- 50 were registered at the time of impoundment with the remainder registered at the time of release to their owners
- 117 were reunited with their owners
- 4 dogs were adopted via the Mornington Peninsula Shire adoption program
- 3 dogs were rehomed via rescue groups, and
- 5 dogs were euthanised – 2 due to severe illness and the other subsequent to being involved in serious dog attacks.

In addition, 4 ferrets, 3 guinea pigs, 1 chicken and 1 horse were impounded.

## Strategic Objective 1.3

**A sustainable built environment that respects the natural environment and protects the community from the impacts of the climate emergency.**

On track

Council resolved to join other Victorian Councils in Stage 2 of the Council Alliance for a Sustainable Built Environment Elevating Targets project, which aims to introduce planning scheme requirements for zero carbon homes, as well as other Environmental Sustainable Design requirements. Stage 2 includes finalising financial analysis and moving forward with a joint planning scheme amendment with other participating Councils.

Council completed public consultation on the following Planning Scheme Amendments:

- Amendment C232, which seeks to introduce a new local planning policy to provide guidance for Environmentally Sustainable Development (ESD) and ensure that development on the Mornington Peninsula achieves best practice in environmental sustainability, from the design stage through to construction and operation. Through Amendment C232, the Shire joins over 20 other councils across Victoria to implement a local ESD Policy to protect our environment, secure today's living standards and future-proof our communities against rising energy, water and waste disposal costs.

- Amendment C271, which will implement Council's adopted Western Port Coastal Villages and Surrounding Settlements Strategy with new and modified planning controls to address sea level rise hazards (i.e., inundation and erosion) and protect local township character for towns and villages along the coast and surrounding hinterland.

Following a public panel hearing last quarter, Council received a favourable report from Planning Panels Victoria for Planning Scheme Amendment C227, which seeks to protect the ecological significance of the Tootgarook Wetland. Council adopted the amendment and sent it to the Minister of Planning for approval.

Council also lodged submissions in response to the following Victorian Government initiatives:

- Inquiry into Protections within the Victorian Planning Framework, which seeks better outcomes on a broad range of issues including the high cost of housing, environmental and vegetation protection and decision making in planning processes.



Image: solar operated lighting





- 'Bushfire Planning Made Clearer: Options for Victoria's Planning System', which seeks better outcomes on bushfire planning policy, planning requirements for land in Bushfire Prone Areas, bushfire hazard assessments, implementation of bushfire-related planning permit conditions, vegetation removal exemptions, training, and capacity building opportunities.

We also:

- Installed solar operated lighting at the Mornington Library car park and Beach Street car park in Dromana to improve public safety.
- Worked with Evie Networks who completed construction of 2 x 50kW DC public charging stations at Morce Avenue, Sorrento. Evie Networks also received Victorian and Australian Government funding to provide similar charging services at an additional four Peninsula suburbs

## Strategic Objective 1.4

**An accessible built environment that supports diverse, current and future community needs.**

● On track

Council continued to advocate for social affordable housing support over the quarter and in the leadup to the federal election and attended a forum in June to provide input into the Victorian Government proposed Social and Affordable Housing compact. We also:

- Began planning for how we can better partner with key community organisations in Rosebud for improved support and engagement of people who are sleeping rough.

Our CEO John Baker spoke at community forum "Affordable Housing for People Living Below the Poverty Line", which was held by St Thomas More Social Justice Group on the 28 April 2022.

The Shire also:

- Submitted to the Victorian Property Market Review to improve property market laws and ensure residents of Mornington Peninsula have fairer and easier access to the housing market.
- Supported a Youth 2 Alliance event in advance of the federal election to highlight youth crisis accommodation.
- Provided input into a Victorian Government proposed Social and Affordable Housing compact forum at Dandenong.

across Rosebud, Red Hill, Mornington, and Hastings. The Shire is currently working to identify and facilitate suitable locations.

- Held trials of sustainable concrete in Somers and Crib Point with the aim of reducing emissions as well as diverting waste from landfill.

Over the quarter nine hundred and forty-three students across ten schools participated in our Schools Education Program and we had one hundred and twenty-nine community members attend workshops through our Community Environmental Education Program. Some of the programs included: Transition to a climate friendly diet; Composting and worm farms; Make your own sourdough, and Introduction to permaculture. Our School Holiday Program 'Create a lizard lounge' in April was attended by seventeen children and received positive feedback.

During the quarter, Homes Victoria released local government area data about Big Housing Build projects across Victoria. The Mornington Peninsula had nine projects for a total build of twenty-six dwellings at an investment of \$7.5 million and the creation of 72 jobs. At the end of June, three of those projects were completed (eight dwellings) with the remaining six projects (18 dwellings) underway.

Council adopted its Asset Plan 2022-2032, which establishes a framework for how community assets will be managed now and into the future. The plan will guide where Council invests approximately one billion dollars in asset management over the next ten years in a responsible and cost-effective way, ensuring we continue to deliver important services and facilities to our community. Community feedback from the 2022/23 Shire Budget Have Your Say survey, our Citizens Panel and key stakeholder workshops helped shape the document.

The Shire:

- Completed the first round of the Business Accessibility Improvement grants with five businesses receiving \$5,000 each to improve access and inclusion to their business.



Image: Somerville Cenotaph

- Started a Pathways for Carers group on the first Friday of each month for carers to connect over a complimentary morning tea.
- Completed the upgrade lighting at the Somerville Cenotaph prior to ANZAC Day.
- Upgraded lighting at Memorial Park in Mornington to focused and efficient LED lighting
- Removed 8,004 sq metres of graffiti
- Cleaned 1,960 drainage pits, and
- Welcomed 695,778 admissions across our recreation centres over the quarter (Crib Point was closed for the season due to structural leaks that required extensive investigation and repairs).

The following Planning Scheme Amendments were approved by the Minister during the quarter and introduced into the Mornington Peninsula Planning scheme:

- Combined Amendment C263 and CP19/001, which seeks to facilitate the redevelopment of the Alexandra Park Pavilion in Mornington, including providing a new medical centre facility with sports rehabilitation and allied medical services. Council has subsequently issued Planning Permit CP19/001 for the redevelopment.

- Amendment C281, which seeks to apply a Parking Overlay with modified car parking rates for the commercial core areas of the Shire's three Major Activity Centres – Mornington, Hastings and Rosebud – in line with Council's adopted Parking Precinct Plans for each centre.
- Amendment C224, which implements the objectives of Council's adopted Dromana Township Plan by applying new design controls to the commercial area of the Dromana Township.
- Amendment C242, which extended the existing interim mandatory built form controls covering Sorrento's Ocean Beach Road commercial precinct. This amendment was required to allow Council to progress proposed Amendment C286, which seeks to apply permanent built form controls over the precinct based on Council's adopted Ocean Beach Road Sorrento Built Form Review (November 2021).

Council completed public consultation on the following Planning Scheme Amendments:

- Amendment C282, which will implement design guidance for the commercial areas of the Crib Point town centre according to Council's adopted Crib Point Township Plan – Refresh. This amendment was exhibited alongside Amendment C271.
- Amendment C270, which seeks to rezone various parcels of land and ensure associated planning controls affecting these sites better reflect their intended use and location within the Mornington Peninsula Shire's Green Wedge. Sites include 60-70 Kunyung Road, Mount Eliza, Manyung Recreation Camp, Mount Eliza, Padua College, Oakbank Road, Mornington and Mentone Grammar School, Marine Parade and Nelson Street, Shoreham. The amendment aims to implement recommendations from Council's adopted Green Wedge Management Plan to protect the Shire's Green Wedge from inappropriate development.
- Amendment C239, which seeks to apply heritage controls to identified places of heritage significance in Shoreham and Merricks North.

Council also lodged submissions in response to the following Victorian Government initiatives:

- Frankston to Mornington Parklands Future Directions Plan – This Victorian Government initiative, led by the Department of Energy, Land, water and Planning aims to guide investment to improve physical, cultural and ecological connections between open space and to create an accessible open space network for local and regional visitors.



# Theme Two

## A robust, innovative and diverse economy

Vibrant and unique townships balanced with a natural environment that is protected now and into the future, accelerating climate action and celebrating cultural heritage.



|   |  |
|---|--|
| 20 businesses mentored  | 360 food safety inspections                          |
| 8 business associations / groups worked with                                | \$860,935 in grants paid in support of the community |
| 4,500+ young people attending Shire delivered youth programs and activities | 1 event / festival supported                         |

### Strategic Objective 2.1

● On track

**A community that has access to world class local learning opportunities through all stages of life.**

The Shire ran thirty-five different programs, activities, and events for young people 10-25 years across the MP with over 4,500 young people in attendance. These included programs run at our youth centres, in schools, school holiday program, and in the community. Some of our programs included:

- Freeza dance truck at Into The Wilderness event
- Youth Advisory Committee
- Lunch time diversity (LGBTQI+) groups
- Personal development programs such as M'Power and Map Your World
- Revved Up, Drop In at our 3 youth centres after school
- Mental Health First Aid

- Social Space, Skittle squad, breakfast clubs
- Equine Therapy, and
- Mentoring programs with year 9's.

Our Libraries outreach program Ready, Set, Read physically went out into the community for the first time and spoke to first time parents, visited kindergartens and other groups to ensure our community were school ready. Four hundred adults and children participated in outreach events and programs across the quarter.

Between April and June our libraries delivered over 277 programs to 8,178 attendees.

| Age category       | Number of programs | Children attended (0-17 years) | Adults attended (18yr and over) | Total attendance |
|--------------------|--------------------|--------------------------------|---------------------------------|------------------|
| Early Years 0-5    | 163                | 3008                           | 2498                            | 5506             |
| Children's 6-12    | 41                 | 662                            | 329                             | 991              |
| Adult 18 – 49      | 50                 | 12                             | 1406                            | 1418             |
| Seniors over 50    | 23                 | 0                              | 263                             | 263              |
| <b>Grand Total</b> | <b>277</b>         | <b>3682</b>                    | <b>4496</b>                     | <b>8178</b>      |



Image: breakfast club

### Strategic Objective 2.2

● On track

**A strong food economy, promoting growth to enhance community access.**

The Mornington Peninsula Shire continues to work on a range of projects and activities to build business capacity and knowledge development in the agriculture and food industries. The Shire:

- Met with the Victorian Farmers Federation Mornington Peninsula branch for further input into our draft Food Economy and Agroecology Strategy, which helped shape the final draft strategy and provide more direction for implementation.
- Obtained \$37,000 in funding from the Port Phillip Westernport Catchment Management Authority for the 'Farmers Digging Deeper' Project. Expressions of Interest are sought from local farmers to participate in the project over the next 2 years.

We held several farmer discussion group workshops including:

- Soils, Pastures and Cover Crops at Poll Hereford Beef Stud. This discussion, in partnership with the Victorian Farmers' Federation, explored pasture management, establishing a soil health baseline and the advantages of no-till.
- On Farm Ethical Processing at Limousin, a beef cattle property. The CEO of Provenir, which provides an on-farm abattoir service, discussed processing and pricing

We also ran a number of programs at The Briars which was well attended by our community. These included:

- The Briars After Dark wildlife walks and talks. Participants are provided with the opportunity to get up close and personal with Native Wildlife before heading out on a guided spotlight adventure. It provides a hands-on learning opportunity that explores why and how we can protect native wildlife to ensure that their populations survive and thrive into the future.
- A theatre production called 'Tinkerbell and the Dream Fairies.' Tinkerbell and her friends took the audience on a magical adventure to Bubble land in search of her lost wings.
- The Briars Market, which provides a unique opportunity to introduce new visitors to the Briars and helps support local business. The market season ended in May but is set to return in September.

aspects, 'meat science' and why regenerative agriculture is important for partnerships.

- Water Stewardship at Peninsula Fresh Organics demonstrated how farms can gain water stewardship accreditation through the Western Port Biosphere program, which aims to improve the water quality and ecology of local waterways, improve farm water security, and improve the ecological conditions of significant receiving waters.



Image: Regenerative Farming at Ripe and Ready Cherries





We also held farm walks on:

- Seasonal Produce Cycle at 'Montalto', which produces olive oil, wine and organic produce that supplies their three restaurants. The head gardener shared knowledge of organic and regenerative agriculture (no-till beds, composting, incorporating poultry/livestock), viticulture and the intensive permaculture design across the kitchen gardens, fruit orchard and berry plantation.
- Regenerative Agriculture at Ripe and Ready Cherries. Discussions were held on a range of different composts, soil health and the impacts of regenerative practices across this diverse, mixed orchard with chickens.

Over the quarter we assisted GrowCorp, a philanthropic organisation in Main Ridge, on a regenerative farming

demonstration, and a local food system incubation project. We also assisted GrowCorp with:

- Their submission to the Victorian Government's 'On-Farm Action Plan' grant round, with the hope of participating in a emissions reduction pilot project for the beef sector.
- Growing their regenerative farming connections, working towards their renewable energy, community health and employment pathway goals.

## Strategic Objective 2.3

● On track

**A thriving entrepreneurial economy, with a vibrant tourism sector, that provides accessible employment to our diverse community**

Mornington Peninsula Shire Council continued advocating on behalf of our community across our advocacy and infrastructure project priorities in the run up to the federal election in late May, with Council now focused on the upcoming Victorian State elections in November 2022.

Over the quarter we:

- Commenced development of a draft Advocacy Strategy and a supporting climate change advocacy plan.
- Contributed to external partnerships advocacy planning, including the South East Councils Climate Change Alliance.
- Held a Citizens Panel event to gain feedback from the community on our Peri-Regional advocacy.

The Shire exhibited at the Business Events Victoria Showcase at the Victorian State Library of Victoria. One hundred and fifty conference event buyers attended the evening, with a quarter of attendees registering their interest to attend a familiarisation tour of the Mornington Peninsula, which will take place later in the year. To further support conferences booked across the Mornington Peninsula the Shire began working with three conference organisers to source additional experiences for conference

attendees. Over twenty local businesses were contacted to accommodate those attendees, with at least half of those businesses likely secured.

The final round of the Local Economy Booster program wrapped up in June. Part of our COVID-19 Recovery Grants program, the Local Economy Booster program encouraged residents to support our local tourism industry. For residents to receive a \$100 reimbursement, participants needed to visit local tourism attractions, experiences and accommodation during the off-peak season and spend a minimum of \$150. Two hundred and three residents made 273 visits to tourism businesses across the Mornington Peninsula and spent \$47,466.

During the quarter a location and site analysis for a creative precinct and Performing Arts Centre was completed. Three preferred sites were recommended for further investigation with a Needs Analysis and Feasibility Assessment of these three site options to be undertaken. The Feasibility Assessment will include industry consultation to inform usage and market analysis, as well as community consultation with existing performing arts groups such as theatre groups, dance schools, schools, choirs, and orchestras.

We celebrated National Volunteer Week across the Shire at a number of events and held a morning tea at Heronswood House and Garden. Our visitor information centre volunteers undertook a tour of Beleura House and Garden as part of their tourism ambassador training program which aims to enhance the product knowledge of our volunteers and provide a better experience for visitors who use the visitor information centre.

Our Visitor Information Centre had 1,517 tourism enquiries with most customers seeking recommendations for walk and bike tracks, local attractions and to get a map of the region. The accommodation booking service generated 12 bookings worth \$6,221 for seven local accommodation providers.



Image: morning tea at Heronswood House and Garden

## Strategic Objective 2.4

● On track

**A diverse economy, with green and renewable opportunities, encouraging entrepreneurship, investment and innovation.**

We held our inaugural Innovation Summit at the Intercontinental Sorrento. The event provided a creative collaborative space for invited business owners, Councillors, and Citizen Panel members to come together and discuss the challenge of 'Revitalising the Mornington Economy through Investment, Tourism and Circular Economy'. Speaker Simon Kuestenmacher kickstarted the day with demographic insights and trends with Max and Maddy from Max Hardy Consulting guiding attendees throughout the day.

The Shire continues to undertake several projects and activities to strengthen business development and commenced face-to-face business surveys in Sorrento during the quarter. Surveying has been ongoing since April 2021 with Rosebud Business Estate, Mt Martha, Rye and Flinders townships all surveyed. More than 4,000 businesses have been approached with 1,500 surveys completed.

During the quarter the Shire:

- Held three workshops across marketing, online business and managing cashflow.
- Issued three monthly eNewsletters to a date base of 5,000 businesses, business, and industry associations. They cover new training and funding opportunities, business resources and support and other interesting business-related articles.
- Published sixteen news and industry development blogs on MPBusiness.com.au
- Undertook a business website review through research, stakeholder workshops and user surveys.
- Attended a breakfast business networking event at Mount Eliza and the Blairgowrie Yacht Squadron. Guest speakers were from Sealite, Polperro Dolphin Swims, Hart Marine and Peninsula Seafood who showcased diverse businesses in the marine manufacturing, tourism and food industries.





Image: Innovation Summit at the Intercontinental Sorrento

- Met with the Mornington Peninsula Vignerons Association in May to discuss Circular Economy opportunities, energy resilience risks and pathways for solutions. We aim to investigate the full supply chain carbon footprint and material flow of wine sector waste, after the farm gate, together.

The Best Bites Food Awards was launched with an information workshop and mini trade show at the Mornington Peninsula Regional Gallery which was attended by 45 people.

As part of the Best Bites program, the Best Bites Food Awards showcases excellence in local food businesses.

The 2022 Best Bites People's Choice Award went to Blue Mini (in Rosebud) with finalists The Hidden Kitchen (Tootgarook) and Homeground cafe (Mornington). A panel of independent judges from the Best Bites Steering Committee assessed the nominees based on how well their customers felt they performed in the Best Bites categories of access and inclusion; healthy eating; sustainability; and smoke free dining.









Image: Business breakfast networking event at Blairgowrie Yacht Squadron

# Theme Three

## A flourishing, healthy and connected community



An inclusive and creative community that values safety, physical and mental health and wellbeing. A community with accessible services and transport to keep us connected.

|   |   |
|---|---|
|  38,713 rounds of golf played                |  263,797 Community library loans |
|  2,937 participants in Learn to Swim program |  1,430m3 of streets swept        |
|  591,852 Aquatic Centre visitations         |  474km of unsealed roads graded |

### Strategic Objective 3.1

● On track

#### A healthy and self-determined community where everyone feels valued, supported and safe.

As of 1 July 2022, the Mornington Peninsula Shire will no longer be providing in-home services to Peninsula residents under the Commonwealth Home Support Program due to the National Aged Care Reforms introduced by the Commonwealth Government. These services will now be delivered by Mecwacare and Bolton Clarke (formerly the Royal District Nursing Service).

Seven hundred and fifteen support plan reviews were undertaken during the quarter to support clients transitioning to the new providers from 1 July 2022. The reviews:

- Ensured services clients' needs for independent living at home and in the community; and considered aged care options that best fit their needs.
- Helped clients set achievable goals to reach or maintain independence and improve overall wellbeing. This included liaising with service providers, General Practitioners, specialists, and community support networks.

15 June 2022 was World Elder Abuse Awareness Day. Members of the Peninsula Advisory Committee for Elders held information tables at Rosebud Plaza and Hastings to increase awareness and provide information to community members about elder abuse. The Shire also promoted awareness of elder abuse over this time through print and social media.

Thirteen winners of the 2021 Delys Sargeant Age-Friendly Awards were presented with their certificates by the Mayor at the Shire's Civic Recognition Event, which was held at Safety Beach Sailing Club. The awards recognise a local initiative, club, business, service or person of any age that contributes to building a stronger local community for older people who live, work or visit the Mornington Peninsula. We also recognised local recipients of the Australian honours in 2020, 2021 and 2022, and acknowledged the winners of our Australia Day Local Awards for 2020, 2021 and 2022.







Image: Hastings SES presented \$9000 cheque

The Shire celebrated National Reconciliation Week from 27 May to 3 June 2022. This year's theme 'Be Brave. Make Change' was a call to all Australians to Be Brave and to engage and participate in reconciliation, so we can Make Change for the benefit of all Australians. National Reconciliation Week was opened with a smoking ceremony and Welcome to Country at the Briars. We also held a mini arts exhibition of Aboriginal and Torres Strait Islander art at the Rosebud Council Chambers from 27 May to 10 July 2022.

The Fathering project, an initiative of our Communities That Care action plan, was launched at Rye Primary School with three hundred Dads and their children in attendance. The program aims to engage Dad's within the school community to connect with each other, their children, and their local school community. The fathering project has now launched in five of our local primary schools.

We also:

- Promoted 'The Food Connection Project.' The campaign was promoted through Shire social media channels and networks and hard copy posters and recipe cards distributed to libraries, leisure centres and other community settings. The Food Connection Project aims to support families to create healthy, quick and budget-friendly meals.
- Ran three Youth Mental Health First Aid courses with twenty-five adults, and two Teen Mental Health First Aid courses with thirty-five young people.
- Started a regular weekly LEGO Legends session across all our library branches. These sessions are a great opportunity for kids to socialise outside of their school environment and access LEGO, which is often financially out of reach for some families.

Over the quarter the Shire completed 15,756 client consultations that included:

- Key Age and Stage Maternal and Child Health, health and development consultations
- Lactation consultations
- Specific family violence consultations, and
- Telephone consultations.

From these consultations, 1,991 infant/child and families were referred to allied health and support services such as hospital emergency, GPs, paediatricians, speech therapists, family violence agencies and mental health services.

We also:

- Conducted 674 group sessions, which includes First Time Parent Groups and Sleep and Settling Information Sessions.
- Initiated a Multi Group for families who have newly moved into the area and have had a large gap between their children.
- Signed up approximately 500 new parents as library members from our collaboration between libraries and our First Time Parent Groups.
- Enrolled 232 children who identified as Aboriginal or Torres Strait Islander were enrolled in our Maternal Child Health Service.

- Delivered 4,861 hours of service to 237 families who have additional needs and identified vulnerabilities through our Enhanced Maternal Child Health Service.
- Delivered 16,496 Meals on Wheels to residents who are unable to provide for their personal dietary needs. Our winter menu commenced in late May and will run until late November.



Image: LEGO Legends

## Strategic Objective 3.2

On track

### A resilient and confident community where everyone connects and is supported.

The Mornington Peninsula Shire Council continues to offer a range of grants in support our community. Our Community Investment Funding for the 2021/2022 financial year was \$2.658 Million. Following the public exhibition of our draft Community Investment Policy, community information sessions for our 2022/2023 competitive grants were held and are planned to open on the 13 July 2022, with subsidies to organisation in partnership with the Shire commencing from the 13 July.

As part of the \$10 million investment in to COVID-19 Recovery, Council allocated \$430,000 towards a grant program that targeted experienced and established

service providers whose primary function was facilitating services and supports within five identified priority areas (unemployment, young people, mental health, family violence and social isolation).

Following a rigorous and competitive grant round, seventeen organisations were successful in securing funding that will enable them to facilitate an amazing array of creative, dynamic and engaging activities that will contribute to long term community recovery. This includes:

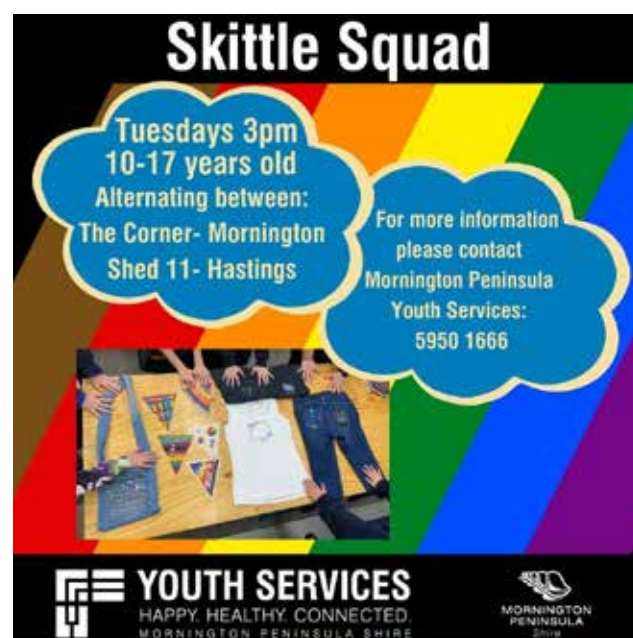
- A program that will provide teach older people valuable skills in using technology that enables them to stay



- connected to their loved ones through online platforms such as Zoom and technical devices such as an iPad.
- A program that will see young people learning hospitality skills through a functioning café which increases their employability and broader confidence in the workforce.
  - A program that will empower vulnerable local women to recover and take steps to transform their lives by providing access to affordable fitness, health and wellbeing activities.
  - Suicide Prevention Training to marginalised priority groups, primarily young people with a disability (Autism) and/or LGBTIQ+ young people, mentors, volunteers and parents/carers.
  - A youth mentoring program that aims to empower individuals and families through one-to-one mentoring, breaking generational cycles of poverty and family breakdown.

The Shire celebrated National Volunteer Week in May with a range of events that allowed our volunteers the chance to get to know each other and find out about the variety of Shire volunteering on offer. It also gave us the opportunity to recognise the collective contribution our volunteers make across many different services and activities. At a lunch at the Blue Mini the Mayor, CEO and Councillors acknowledged the long service contribution of those volunteers who have given

Image: Skittle Squad



5, 10, 15 and 20 years of service – as well as those Meals on Wheels volunteers who quadrupled their time on the road delivering meals during COVID-19.

We also:

- Held two community information sessions at both Mornington and Rosebud in June for people interested in finding out to find a volunteer role.
- Conducted a review of the Volunteer Information Hub located at Mornington Community Information and Support Centre. Following the review, action will be taken to promote the Hub to the wider community and community organisations.
- Launched our Volunteer Locally campaign. We will be running a social media and print media campaign over the next 18 months to promote volunteering across the Mornington Peninsula. Seventy-one new members joined the Mornington Peninsula Volunteer network in the quarter.

In partnership with young people, we created a new program called Skittle Squad. Skittle Squad is a social program for LGBTIQ+ young people and allies who will come together at our youth centres on a weekly basis and have some fun. We also supported IDAHOBIT Day with an author talk from Jonathan Butler about his book, The Boy in the Dress. Our libraries also put together some amazing displays of inclusive titles and online book lists for the community.

## Strategic Objective 3.3

● On track

**A community in which people from all generations, backgrounds and abilities can access local services.**

The Shire, in collaboration with Frankston City Council, celebrated International Day Against Homophobia, Biphobia, Intersexism and Transphobia (IDAHOBIT) on 17 May 2022. Rebecca Stringer, this year's community ambassador raised the rainbow flag with Deputy Mayor, Councillor Lisa Dixon speaking at the event. We continue to partner with Frankston City Council to promote inclusion, prevent discrimination and celebrate diversity.

We also:

- Ran our school holiday program, which included an all-abilities art program, a NAIDOC boomerang painting activity, roller skating, escape room and Pride Formal. Our school holiday program offers young people of different backgrounds and abilities the opportunity to get involved in Free programs, excursions, and activities.

Following the conclusion of the Smoke Free Environments trial in March, an evaluation report was developed during the quarter and circulated to Councillors and key stakeholders. The learnings from the trial will inform the Shire's Smoke Free Environments policy. Key findings highlighted in the report included:

- Butt litter count was consistently higher inside butt bins than the surrounding areas, supporting the continued presence of butt bins at Smoke Free areas.
- The highest source of butt litter was stopped vehicles, providing key information for future positioning of signs and butt bins.
- Stormwater, wind and ocean tide/currents contribute significant amounts of butt litter, highlighting the opportunity for future advocacy by Council in partnership with other bayside municipalities.
- 100% of food businesses surveyed support the continuation and expansion of the Smoke Free Environments project.


The Library Hub at Sorrento was installed and our members on the Southern Peninsula now have a browsing collection at the Sorrento Community Centre. The collection includes adult fiction, picture books, junior fiction and a small non-fiction collection. Members can reserve items from across

the library service to collect from Sorrento and return their library items to the Sorrento Library Hub.

During the 2021/22 financial year, the Shire:

- Received 1,433 Birth Notices, 536 of these were for first time parents
- Enrolled 1,515 new clients into the service bringing the total number of enrolled clients in the Maternal and Child Health Service to 9,529
- Administered 10,014 vaccines were administered to 6900 clients.
- Administered 22 funded Meningococcal B vaccines to eligible children with a further 34 self-funded vaccines being administered.
- 21,067 hours of In-home services
- 443 hours of home maintenance
- 2,801 hours of community transport

Image: roller skating as part of our school holiday program





The winter edition of the Shire's Positive Ageing Newsletter was distributed to individuals and organisations across the Peninsula in print and online featuring a list of the 13 neighbourhood houses and community centres aimed

at increasing whole community engagement. This was accompanied by an article on the Mornington Community House to promote opportunities to maintain physical health and social connections during winter.

## Strategic Objective 3.4

On track

**A community with vibrant arts, culture, sport and recreational opportunities that foster connections and participation across generations, backgrounds and abilities.**

Grants of nearly \$300,000 were announced this quarter from Victorian Government programs which will support the delivery of the Shire's capital works projects. Grants announced in between April – June 2022 were:

- Building Blocks grant to Wallaroo Preschool (inclusion) – \$198,000.
- Recreational Boating Structural Maintenance program to Rye Boat Ramp West Jetty – \$98,000.

A further \$14.4 million in applications, submitted to a range of Victorian and Australian government funds, is still awaiting a decision. The Mornington Peninsula Shire received \$9.6 million in grants for the 2021/22 financial year.



Image: Yawa Aquatic Centre

We also launched our new Performing Arts Fund. The \$500,000 fund will support local creative organisations and individuals to develop new artistic works, grow employment opportunities, and further engage our community with the performing arts. For more information about the grant go to: [mornpen.vic.gov.au/Community-Services/Grants-and-Awards/Grants-and-Funding](http://mornpen.vic.gov.au/Community-Services/Grants-and-Awards/Grants-and-Funding).

Works to restore the Briars Heritage Homestead were completed. The Homestead was built in stages from the 1850's to the 1970's by the Balcombe Family and their descendants. This home is one of the oldest European Homesteads on the peninsula and houses the famous Napoleonic relics collected by A.B. Balcombe's grand-daughter Dame Mabel Brookes, which is displayed in the homestead.

During the quarter we assisted the local primary school with removing and reinstalling the 30-plus sea creature items that featured on the ship at Mornington Park. We carefully removed each item, packed and delivered them to the teachers who worked with the children to restore and paint them.

We also:

- Worked with Mornington Peninsula sports clubs across the winter season, coordinating the allocation of our sports facilities to more than 50 clubs across AFL, netball, soccer and baseball.
- Continued to see strong visitation trends across all recreation centres. To meet demand, group exercise timetables were updated, and programming increased. Sports such as Pickleball continue to gain momentum, whilst we also see strong growth in female basketball on the Peninsula. Events such as the Masters Swim Club meet were also hosted at Yawa.

The Shire's Yawa Aquatic Centre won the award for 'Community Facility of the Year' at the 2022 Parks & Leisure Australia Awards of Excellence. This community facility award recognises facilities demonstrating innovative

features of design, development, and operation. Yawa is now up for the National Awards of Excellence, which will be announced by Parks & Leisure Australia later this year.

## Strategic Objective 3.5

On track

**A community that is well connected through sustainable, accessible and integrated transport options.**

The Peninsula Trail project is continuing to gain momentum. With over \$17 million in funding committed from Council and the Victorian and Federal Government, we are well on our way to constructing the 11 identified missing links and transforming the Peninsula into a world-class cycling and walking destination.

The Shire recently received the findings of an updated market and economic values report that estimates the Peninsula Trail will generate a total economic output of \$111 million and support 267 jobs during the construction phase, which is a return of \$2 for every \$1 spent.

During the quarter we:

- Held an online information session for the Somerville to Baxter missing link. Planning is underway for a Mornington to Moorooduc information session, which will be held in the next quarter.
- Began preparing a Flora and Fauna Assessment to consider the high environmental values we know exist between the Mornington to Moorooduc link. The findings will be critical for informing the proposed trail alignment and construction methodologies, assisting with stakeholder discussions, and supporting referral authority applications for approval.

- Continued to refine the Somerville to Baxter proposed trail alignment plan, with investigations underway for certain sections. This includes the crossing of the Frankston Flinders Hawkins Road intersection and revisiting use of the Stoney Point railway easement.

Council will continue to advocate for the remaining \$33 million investment goal to complete the missing links. Previously identified as a strategic project for investment to boost the local economy and to support our Covid-19 recovery, the project will strengthen Peninsula's brand as a premier cycling and walking destination with a walking and cycling network that extends over 100 kms, linking the Peninsula and beyond.

Our community transport Dial A Bus program returned to full time programming following a long COVIDSafe break. We recommenced our Outings Program with 'High Tea on the High Seas' with a total of 105 clients who were picked up from their homes and transported to Sorrento to catch a return ferry to Queenscliff. Clients enjoyed a sit-down high tea in the private dining room where 2 dedicated and attentive staff from Searoad Ferries helped us make their day special.



Image: High Tea on the High Seas





# Major Projects and Capital Works Highlights



Mornington: Emil Madsen Soccer Pitch

Total projects value \$800,000

Construction of a new soccer pitch at Emil Madsen Reserve were completed over the quarter. Works progressed over the quarter include:

- A new sport field
- Associated drainage, irrigation and
- Lighting

Awarded to sport field Contractor Evergreen Turf, construction started in December 2021 and is currently in its maintenance phase prior to handover.

The new field will serve as the main soccer ground for Mt Eliza Soccer Club.

# Major Projects and Capital Works Highlights

Hastings: High Street Streetscape Project  
– Stage 4 Queen Street to Victoria Street and Laneway Renewal

Total projects value \$1,800,000

The Mornington Peninsula Shire successfully obtained partial funding through the Department of Environment, Land, Water and Planning Growing Suburbs Fund 2017/19 for the Streetscape Renewal of High Street Hastings from Queen Street to Marine Parade, and the Laneway renewal of five Laneways adjoining High Street Hastings between Victoria Street and Marine Parade.

Stage 4 works of the High Street Streetscape Renewal Project, for the length of High Street, between Queen St and Victoria St, were completed by June 2022 and included:

- New raised pedestrian crossing facilities at the intersection of Victoria Street.
- Realignment of on-street parking within High Street
- Concrete pathways with feature paving elements and
- Street furniture and landscape planting

Works on Laneway 3, Navy Place and 4, Industry Place were also completed over the quarter and included:

- Concrete pavements with feature paving elements
- Laneway lighting
- Street furniture and
- Landscaping





## Major Projects and Capital Works Highlights



### Blairgowrie: R Penman Reserve, Playground Upgrade

Total project value \$250,000

Conceptualised with our Blairgowrie Community, works on the upgrade of the playground at the R Penman Reserve are making progress during the quarter.

The upgrade works include:

- Triple swing including a swing seat with back support
- Squid themed play boat
- Traditional play items including monkey bars and slide
- Scramble rocks

- Rubber soft fall ground cover with ocean design
- Concrete pathways
- Picnic seating
- Bike racks
- New garden beds and landscape planting throughout the reserve

Car parking will also be upgraded with formalised parking constructed at the rear of the Blairgowrie shopping precinct.

## Major Projects and Capital Works Highlights

### Flinders: Flinders Civic Hall Redevelopment

Total project value \$5,200,000

The Mornington Peninsula Shire successfully obtained \$2.25 million through the Victorian Government funding expanded Growing Suburbs Fund, which was matched by Council for the redevelopment of the Flinders Civic Hall. The Shire was also successful in receiving \$110,000 as part of the Changing Places Grant, again funded through the Victorian Government.

Works undertaken during the quarter include:

- Demolition
- Asbestos and hazardous materials removal
- Earthworks including excavation, footings and underground services

The facility will be set up to include an elevated stage, art space, meeting rooms and general community spaces for a variety of users. It also includes a Changing Places facility within the hall.

The final design of the redevelopment reflects the community's needs and requirements based on previous consultation and workshops involving the Shire, design consultants and current and potential future user groups.





## Major Projects and Capital Works Highlights



### Rosebud: Waterfall Gully Maternal and Child Health Centre

Total project value \$370,000

Due to increased demand and an increase in our local population, additional consulting rooms and a facility refurbishment were needed at the Waterfall Gully Maternal and Child Health Centre.

The upgrades to the Waterfall Gully Maternal and Child Health Centre will also include a:

- Two upgraded and enhanced consulting rooms,
- Disabled-accessible toilet,
- Larger and more welcoming entry to the building, and
- A new kitchenette.

Construction is expected to be completed by the end of July 2022.

## Major Projects and Capital Works Highlights

### Somerville: Active Recreation Hub

Total project value \$1,480,000

Construction on the Somerville Active Recreation Hub is progressing well with works expected to be completed by July 2022.

Works progressed over the quarter include:

- Completion of the skatepark area
- Concrete hit up wall has been constructed
- New shelters have been installed
- Lighting poles have been installed
- Handrails and balustrades installed
- Parkour area seating constructed

Located at the Fruit Growers Reserve (Edward Street side), the Recreation Hub features a designated area of BMX, scooter and skate components and a variety of other recreational features such as a multi-use court space, 4 square, parkour equipment and mini trampolines.

With the playing fields and the Somerville Recreation Centre, the Active Recreation Hub will transform the area into an active precinct for the community.





Financial  
Report

June 2022

# Contents

## 4th Quarter Highlights

### Section 1 – Financial Performance

- 1.1 Financial Performance – Highlights
- 1.2 Financial Performance Statement
- 1.3 Capital Works
- 1.4 Treasury

### Section 2 – Financial Statements

- 2.1 Income Statement
- 2.2 Balance Sheet
- 2.3 Cash Flow

### Appendix

- A. Capital Works
- B. Priority Projects
- C. Contracts and Tenders

# Highlights

## 4th Quarter FY2021/22

- Strong cash position at \$123.2M driven by prior year Carry Forwards.
- Net Operating position \$42.4M YTD.
- YTD spent on Capital Works projects is \$45.1M (net \$37.2M)
- Priority Projects year to date expenditure is \$2.9M (net \$1.3M).
- \$70.6M invested in term deposits, \$43.9M held in at call account due to continuing low interest rates. The average investment rate during June is 2.25%, reflective of the current low investment rates.
- \$4.5M in loan repayments year to date
- Total borrowings is currently at \$39.6M



## Section 1.2 – Financial Performance Statement

|   | Actual<br>YTD FY22<br>\$'000 | Year To Date     |                      |                  |                  |                  |                  | Full Year        |                  |                  |                  |
|---|------------------------------|------------------|----------------------|------------------|------------------|------------------|------------------|------------------|------------------|------------------|------------------|
|   |                              | Approved         | Variance             | Adopted          | Variance         | Actual           | Variance         | Approved         | Adopted          | Variance         | Variance         |
|   |                              | Forecast         | Fav/<br>(Unfav)<br>% | Budget           | Fav/(Unfav)<br>% | YTD FY21         | Fav/(Unfav)<br>% | Forecast         | Budget           | Fav/(Unfav)<br>% | Fav/(Unfav)<br>% |
|   | \$'000                       | \$'000           | %                    | \$'000           | %                | \$'000           | %                | \$'000           | \$'000           | \$'000           | %                |
| Rates and charges                           | 199,127                      | 199,040          | 0%                   | 198,533          | (0)%             | 192,530          | 3%               | 199,040          | 198,533          | 507              | (0)%             |
| Grants and subsidies                        | 14,314                       | 14,892           | (4)%                 | 14,951           | (4)%             | 18,346           | (22)%            | 14,892           | 14,951           | (58)             | (0)%             |
| User charges                                | 32,787                       | 33,082           | (1)%                 | 31,093           | 5%               | 26,867           | 22%              | 33,082           | 31,093           | 1,990            | 6%               |
| Grants Commission                           | 8,149                        | 6,252            | 23%                  | 6,252            | 30%              | 6,080            | 34%              | 6,252            | 6,252            | (0)              | (0)%             |
| Other income                                | 838                          | 1,076            | (28)%                | 787              | 7%               | 697              | 20%              | 1,076            | 787              | 289              | 37%              |
| <b>Total Operating Income</b>               | <b>255,215</b>               | <b>254,342</b>   | <b>0%</b>            | <b>251,615</b>   | <b>(1)%</b>      | <b>244,520</b>   | <b>4%</b>        | <b>254,342</b>   | <b>251,615</b>   | <b>2,727</b>     | <b>(1)%</b>      |
| Employee costs                              | (85,330)                     | (89,281)         | 5%                   | (84,462)         | (1)%             | (82,893)         | (3)%             | (89,281)         | (84,462)         | 4,819            | (6)%             |
| Materials and services                      | (28,097)                     | (31,694)         | 13%                  | (27,546)         | (6)%             | (26,796)         | (9)%             | (31,694)         | (27,546)         | 4,147            | (15)%            |
| Materials and services – contracts          | (93,296)                     | (93,711)         | 0%                   | (91,782)         | (2)%             | (82,370)         | (13)%            | (93,711)         | (91,782)         | 1,929            | (2)%             |
| Other Expenses                              | (6,050)                      | (8,296)          | 37%                  | (6,409)          | 6%               | (5,192)          | (17)%            | (8,296)          | (6,409)          | 1,887            | (29)%            |
| <b>Total Operating Expenditure</b>          | <b>(212,773)</b>             | <b>(222,982)</b> | <b>5%</b>            | <b>(210,199)</b> | <b>(2)%</b>      | <b>(197,251)</b> | <b>(8)%</b>      | <b>(222,982)</b> | <b>(210,199)</b> | <b>(12,783)</b>  | <b>(6)%</b>      |
| <b>Net Operating Income/Funds Available</b> | <b>42,442</b>                | <b>31,361</b>    | <b>32%</b>           | <b>41,416</b>    | <b>(0)%</b>      | <b>47,269</b>    | <b>(13)%</b>     | <b>31,361</b>    | <b>41,416</b>    | <b>(10,056)</b>  | <b>(24)%</b>     |
| Capital Works (Net)                         | (37,206)                     | (71,133)         | 71%                  | (28,031)         | 27%              | (18,451)         | (210)%           | (71,133)         | (28,031)         | (43,102)         | (154)%           |
| Priority Projects (Net)                     | (1,341)                      | (7,756)          | 83%                  | (8,809)          | 85%              | (871)            | (54)%            | (7,756)          | (8,809)          | (1,053)          | 12%              |
| Land acquisitions                           | –                            | (679)            | 100%                 | (0)              | –                | –                | –                | (679)            | (0)              | (679)            | –                |
| Land sales                                  | 565                          | 7,145            | 92%                  | 2,000            | 72%              | 1,859            | (70)%            | 7,145            | 2,000            | (5,145)          | 257%             |
| Interest Income                             | 1,020                        | 300              | 240%                 | 250              | 307%             | 516              | 98%              | 300              | 250              | (50)             | 20%              |
| Interest Expense                            | (1,079)                      | (1,240)          | 13%                  | (1,226)          | 12%              | (1,357)          | 20%              | (1,240)          | (1,226)          | 14               | (1)%             |
| Debt Servicing Principal                    | (4,488)                      | (4,479)          | 0%                   | (4,479)          | 0%               | (4,638)          | 3%               | (4,479)          | (4,479)          | 0                | 0%               |
| New Borrowings                              | (0)                          | (0)              | –                    | (0)              | –                | 13,900           | 100%             | (0)              | (0)              | –                | –                |
| Lease liability repayments                  | (1,116)                      | (1,116)          | 0%                   | (1,116)          | (0)%             | (0)              | –                | (1,116)          | (1,116)          | (0)              | (0)%             |
| <b>Total Other Income/Expenditure</b>       | <b>(43,645)</b>              | <b>(78,959)</b>  | <b>154%</b>          | <b>(41,412)</b>  | <b>203%</b>      | <b>9,041</b>     | <b>(370)%</b>    | <b>(78,959)</b>  | <b>(41,412)</b>  | <b>(37,547)</b>  | <b>(91)%</b>     |
| <b>Surplus/(deficit)</b>                    | <b>(1,203)</b>               | <b>(47,598)</b>  | <b>(97)%</b>         | <b>4</b>         | <b>(27,523)%</b> | <b>38,228</b>    | <b>(103)%</b>    | <b>(47,598)</b>  | <b>4</b>         | <b>(47,603)</b>  |                  |

At the time of preparing the monthly report, year-end adjustments have not been finalised. These adjustments will impact on the year-end position. The Audited Annual Financial Statements will state the year end position in accordance with applicable accounting standards and regulations.

## Section 1.2 – Financial Performance Statement

Year to date net operating income (per FPS) is \$1M favorable compared to the adopted budget for the full year. Major YTD Operating income and expense variances against adopted budget are detailed below, where the variance is greater or less than \$1M.

In line with the Annual Financial Statements, the below commentary is based on Interim full year actuals compared to adopted budget.

At the time of preparing the monthly report, year-end adjustments have not been finalised. These adjustments will impact on the year-end position. The Audited Annual Financial Statements will state the year end position in accordance with applicable accounting standards and regulations.

| Operating Income Variances against Adopted Budget |                 |  |
|---|-----------------|--|
| Category  | Variance \$'000 | Commentary   |
| User Charges                                      | 1,694           | Throughout the financial year, there has been a significant increase the volume of Statutory planning fees which has resulted in \$1.1M above full year budget.<br>Higher volumes also seen throughout the year for Planning application notification fees \$0.3M, extra capacity bin fees \$0.7M. There were unfavourable variances seen across foreshore camping and community facilities due to Covid impacts and delays from storm damage (\$0.9M) |
| Grants Commission                                 | 1,897           | Variance driven by 50% payment of grant in prior Financial Year. FY23 payment has been brought forward to April for 75% affecting fully year actuals.  |

| Operating Expenses Variances against Forecast |                 |  |
|---|-----------------|--|
| Category                                      | Variance \$'000 | Commentary   |
| Materials and Services                        | (1,514)         | The overspend from M&S Contracts is primarily driven by the additional costs (\$3.6M) throughout the financial year from storm events. While it was not in the budget, these cost pressures were offset through the mid-year forecast review.<br>The Safer Local Roads Contract also allows \$4M to be capitalised this financial year. The capitalised portion was \$3.1M, so the (\$0.9M) difference is an overspend in M&S Contracts but underspend by the same amount in Capital Works.<br>There are favourable variances driven by service usage requirements for the aged care services contract \$2.2M and recreation centres \$0.3M. |

## Section 1.3 – Capital Works

Capital Works items have an annual gross forecast expenditure of \$95.6M. Total Income for Capital Works is behind forecast by \$16.8M due to treatment of recognition for grants received against forecast. YTD expenditure is currently \$45.1M spent, \$51.5M behind forecast of \$96.6M.

At the time of preparing the monthly report, year-end adjustments have not been finalised. These adjustments will impact on the year-end position. The Audited Annual Financial Statements will state the year end position in accordance with applicable accounting standards and regulations.

|   | Actual YTD FY22 \$'000 | Approved Forecast \$'000 | Year To Date           |                        | Full Year Approved Forecast \$'000 |
|---|------------------------|--------------------------|------------------------|------------------------|------------------------------------|
|   |                        |                          | Variance Fav/(Unfav) % | Actual YTD FY21 \$'000 |                                    |
| <b>Income</b>   |                        |                          |                        |                        |                                    |
| Special Charge Schemes  | -                      | -                        | -                      | -                      | -                                  |
| Proceeds from Sale  | 51                     | -                        | -                      | -                      | -                                  |
| Grants – capital  | 7,449                  | 23,847                   | (69%)                  | 23,760                 | (69%)                              |
| Contributions – monetary  | 442                    | 896                      | (51%)                  | 2,177                  | (80%)                              |
| <b>Total Income</b>   | <b>7,942</b>           | <b>24,742</b>            | <b>(68%)</b>           | <b>25,937</b>          | <b>(69%)</b>                       |
| <b>Expenditure</b>  |                        |                          |                        |                        |                                    |
| Art Works   | 1                      | -                        | -                      | (57)                   | (101%)                             |
| Infrastructure – Bridges  | (139)                  | (369)                    | (62%)                  | (20)                   | 605%                               |
| Infrastructure – Buildings                                      | (14,874)               | (28,014)                 | (47%)                  | (31,880)               | (53%)                              |
| Computers and telecommunications                                | (174)                  | (5,119)                  | (97%)                  | (553)                  | (69%)                              |
| Infrastructure – Drainage                                       | (2,519)                | (5,480)                  | (54%)                  | (2,302)                | 9%                                 |
| Fixtures, fittings and furniture                                | (130)                  | (181)                    | (28%)                  | (55)                   | 135%                               |
| Infrastructure – Footpaths and cycleways                        | (3,601)                | (5,535)                  | (35%)                  | (1,931)                | 86%                                |
| Land  | (290)                  | (1,448)                  | (80%)                  | (137)                  | 111%                               |
| Library Books   | (917)                  | (1,082)                  | (15%)                  | (789)                  | 16%                                |
| Infrastructure – Marine structures                              | (897)                  | (2,673)                  | (66%)                  | (1,569)                | (43%)                              |
| Infrastructure – Parks, open space and streetscapes             | (3,582)                | (9,512)                  | (62%)                  | (3,040)                | 18%                                |
| Plant and equipment   | (242)                  | (307)                    | (21%)                  | (269)                  | (10%)                              |
| Infrastructure – Recreational, leisure and community facilities | (6,275)                | (14,547)                 | (57%)                  | (3,044)                | 106%                               |
| Infrastructure – Roads  | (11,507)               | (22,286)                 | (48%)                  | (5,202)                | 121%                               |
|   |                        |                          |                        | -                      |                                    |
| <b>Total Expenditure</b>  | <b>(45,148)</b>        | <b>(96,554)</b>          | <b>53%</b>             | <b>(50,847)</b>        | <b>11%</b>                         |
| <b>Net Total</b>  | <b>(37,206)</b>        | <b>(71,812)</b>          | <b>48%</b>             | <b>(24,910)</b>        | <b>(49%)</b>                       |



## Section 1.4 – Treasury

As detailed below, MPS paid \$4.5M in scheduled principal debt repayments year to date. Full year principal debt repayments are on schedule, with a forecasted closing position of \$39.6M. Interest expense for the full year is forecast at \$1.2M with a weighted average interest rate of 2.7% (majority of loans commenced 10/15 years ago when borrowing costs were higher), which is offset by forecast interest income of \$0.3M.

MPS has \$70.6M in term deposits earning an average interest rate of 2.25%. As term deposits mature, funds will be

reinvested where appropriate & equitable with longer maturity dates (>90 days) to more efficiently manage the Shire's funding requirements dependent on favorable interest rates.

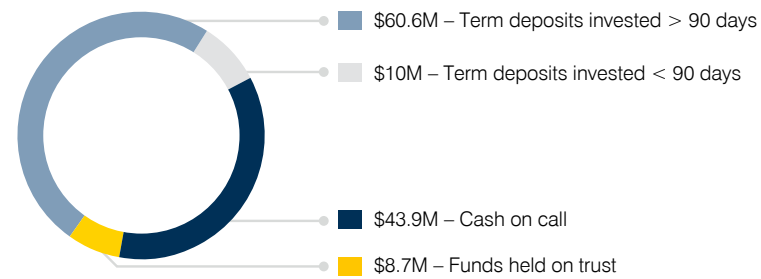
Funds held in trust consists of holding bonds and deposits for works subdivisional maintenance, hall hire bonds, asset protection bonds, contract retentions etc.

The Shire reviews its treasury position monthly to optimise interest on cash assets. Surplus funds are invested in accordance with Council's Investment Policy.

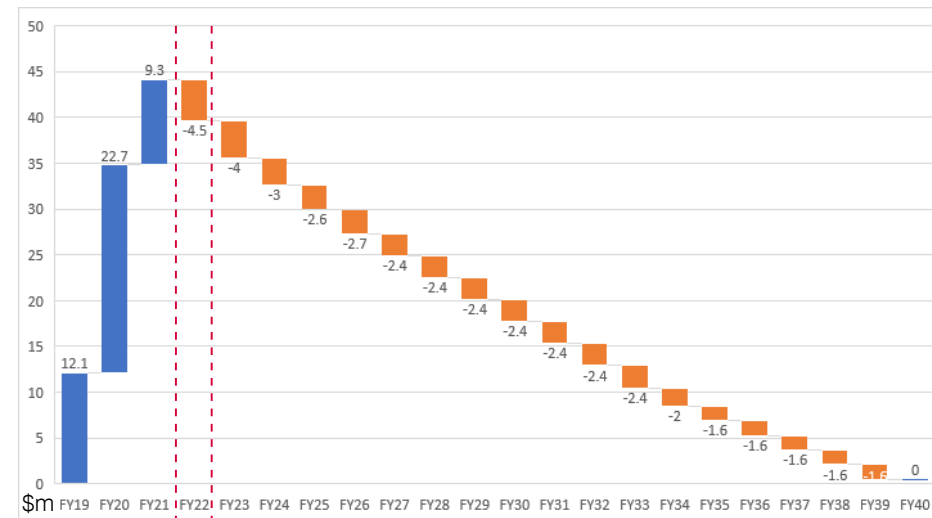
|                   | Q4              |                  |                |                 | Full Year       |                       |                           |                            |
|-------------------|-----------------|------------------|----------------|-----------------|-----------------|-----------------------|---------------------------|----------------------------|
|                   | Opening Balance | Principal Repaid | New Borrowings | Closing Balance | Opening Balance | Forecasted Repayments | Forecasted New Borrowings | Forecasted Closing Balance |
|                   | \$'000          | \$'000           | \$'000         | \$'000          | \$'000          | \$'000                | \$'000                    | \$'000                     |
| Loans Maturing    |                 |                  |                |                 |                 |                       |                           |                            |
| Current Loans     | 1,193           | (1,192)          | -              | 0               | 4,479           | (4,479)               | -                         |                            |
| Non Current Loans | 39,590          | -                | -              | 39,590          | 39,599          | 0                     | -                         |                            |
|                   | <b>40,783</b>   | <b>(1,192)</b>   | <b>-</b>       | <b>39,590</b>   | <b>44,078</b>   | <b>(4,479)</b>        | <b>0</b>                  | <b>39,599</b>              |

Cash & Cash Equivalents  
\$123.2m

Funds held in Trust  
\$8.7m



Debt Repayment Schedule  
(FY22-FY40)



At the time of preparing the monthly report, year-end adjustments have not been finalised. These adjustments will impact on the year-end position. The Audited Annual Financial Statements will state the year end position in accordance with applicable accounting standards and regulations.

## Finance Statements

At the time of preparing the monthly report, year-end adjustments have not been finalised. These adjustments will impact on the year-end position. The Audited Annual Financial Statements will state the year end position in accordance with applicable accounting standards and regulations.

## Section 2.1 – Income Statement

|  | Actual<br>YTD FY22<br>\$'000 | Year To Date                   |                                  |                             |                                  |                              |                                  | Full Year                      |                             |                                   |                              |  |
|--|------------------------------|--------------------------------|----------------------------------|-----------------------------|----------------------------------|------------------------------|----------------------------------|--------------------------------|-----------------------------|-----------------------------------|------------------------------|--|
|  |                              | Approved<br>Forecast<br>\$'000 | Variance<br>Fav/<br>(Unfav)<br>% | Adopted<br>Budget<br>\$'000 | Variance<br>Fav/<br>(Unfav)<br>% | Actual<br>YTD FY21<br>\$'000 | Variance<br>Fav/<br>(Unfav)<br>% | Approved<br>Forecast<br>\$'000 | Adopted<br>Budget<br>\$'000 | Variance<br>Fav/(Unfav)<br>\$'000 | Variance<br>Fav/(Unfav)<br>% |  |
|  |                              |                                |                                  |                             |                                  |                              |                                  |                                |                             |                                   |                              |  |
| <b>Revenue</b>                           |                              |                                |                                  |                             |                                  |                              |                                  |                                |                             |                                   |                              |  |
| Total rates and charges                  | 199,127                      | 199,040                        | (0)%                             | 198,533                     | (0)%                             | 192,530                      | 3%                               | 199,040                        | 198,533                     | (507)                             | (0)%                         |  |
| Total statutory fees and fines           | 10,258                       | 10,128                         | 1%                               | 8,528                       | 20%                              | 8,142                        | 26%                              | 10,128                         | 8,528                       | (1,600)                           | 19%                          |  |
| Total user fees                          | 19,820                       | 20,102                         | (1)%                             | 19,733                      | (0)%                             | 15,854                       | 25%                              | 20,102                         | 19,733                      | (369)                             | 2%                           |  |
| Total grants – operating                 | 23,569                       | 22,005                         | 7%                               | 21,202                      | 11%                              | 27,588                       | (15)%                            | 22,005                         | 21,202                      | (803)                             | 4%                           |  |
| Total grants – capital                   | 7,449                        | 23,847                         | (69)%                            | 14,877                      | (50)%                            | 24,520                       | (70)%                            | 23,847                         | 14,877                      | (8,970)                           | 60%                          |  |
| Total contributions – monetary           | 1,008                        | 1,611                          | (37)%                            | 499                         | 102%                             | 2,521                        | (60)%                            | 1,611                          | 499                         | (1,112)                           | 223%                         |  |
| Total contributions – non monetary       | 1,267                        | 3,000                          | (58)%                            | 3,000                       | (58)%                            | 2,131                        | (41)%                            | 3,000                          | 3,000                       | (0)                               | (0)%                         |  |
| Total other income                       | 4,484                        | 4,207                          | 7%                               | 3,878                       | 16%                              | 3,961                        | 13%                              | 4,207                          | 3,878                       | (329)                             | 8%                           |  |
| <b>Total Revenue</b>                     | <b>266,983</b>               | <b>283,940</b>                 | <b>6%</b>                        | <b>270,251</b>              | <b>1%</b>                        | <b>277,247</b>               | <b>4%</b>                        | <b>283,940</b>                 | <b>270,251</b>              | <b>13,689</b>                     | <b>5%</b>                    |  |
| <b>Expenditure</b>                       |                              |                                |                                  |                             |                                  |                              |                                  |                                |                             |                                   |                              |  |
| Total employee costs                     | 85,450                       | 89,529                         | 5%                               | 84,462                      | 1%                               | 83,165                       | (3)%                             | 89,529                         | 84,462                      | (5,067)                           | (6)%                         |  |
| Total materials and services             | 125,019                      | 134,007                        | 7%                               | 128,625                     | 3%                               | 112,643                      | (11)%                            | 134,007                        | 128,625                     | (5,382)                           | (4)%                         |  |
| Total depreciation                       | 34,882                       | 35,956                         | 3%                               | 35,956                      | 3%                               | 34,263                       | (2)%                             | 35,956                         | 35,956                      | -                                 | -                            |  |
| Total amortisation – intangible assets   | 149                          | 149                            | -                                | 868                         | 83%                              | 2,122                        | 93%                              | 149                            | 868                         | 719                               | 83%                          |  |
| Total amortisation – right of use assets | 836                          | 1,227                          | 32%                              | 1,061                       | 21%                              | 1,442                        | 42%                              | 1,227                          | 1,061                       | (167)                             | (16)%                        |  |
| Total Bad and Doubtful Debts             | 0                            | -                              | -                                | -                           | -                                | 2                            | 82%                              | -                              | -                           | -                                 | -                            |  |
| Total borrowing costs                    | 1,051                        | 1,174                          | 10%                              | 1,174                       | 10%                              | 1,262                        | 17%                              | 1,174                          | 1,174                       | -                                 | -                            |  |
| Total finance cost – leases              | 28                           | 67                             | 58%                              | 53                          | 47%                              | 95                           | 71%                              | 67                             | 53                          | (14)                              | (27)%                        |  |
| Total other expenses                     | 6,349                        | 8,757                          | 27%                              | 6,409                       | 1%                               | 5,695                        | (11)%                            | 8,757                          | 6,409                       | (2,348)                           | (37)%                        |  |
| <b>Total Expenditure</b>                 | <b>253,765</b>               | <b>270,865</b>                 | <b>6%</b>                        | <b>258,607</b>              | <b>2%</b>                        | <b>240,688</b>               | <b>(5)%</b>                      | <b>270,865</b>                 | <b>258,607</b>              | <b>(12,258)</b>                   | <b>(5)%</b>                  |  |
| <b>Surplus</b>                           | <b>13,218</b>                | <b>13,075</b>                  | <b>1%</b>                        | <b>11,644</b>               | <b>14%</b>                       | <b>36,559</b>                | <b>64%</b>                       | <b>13,075</b>                  | <b>11,644</b>               | <b>1,431</b>                      | <b>12%</b>                   |  |
| Total Other items                        | (3,364)                      | (0)                            | -                                | (0)                         | -                                | (298)                        | (1,028)%                         | (0)                            | (0)                         | 0                                 | -                            |  |
| Total internal charges and recoveries    | (0)                          | 0                              | 105%                             | 0                           | 105%                             | (439)                        | 100%                             | 0                              | 0                           | 0                                 | -                            |  |
| <b>Total Comprehensive Income</b>        | <b>9,854</b>                 | <b>13,075</b>                  | <b>25%</b>                       | <b>11,644</b>               | <b>15%</b>                       | <b>35,822</b>                | <b>72%</b>                       | <b>13,075</b>                  | <b>11,644</b>               | <b>1,431</b>                      | <b>(12)%</b>                 |  |

At the time of preparing the monthly report, year-end adjustments have not been finalised. These adjustments will impact on the year-end position. The Audited Annual Financial Statements will state the year end position in accordance with applicable accounting standards and regulations.



## Section 2.2 – Balance Sheet

|   | Actual<br>YTD FY22<br>\$'000 | Year To Date                   |                                   |                  |                 | Full Year                      |                             |                                   |
|---|------------------------------|--------------------------------|-----------------------------------|------------------|-----------------|--------------------------------|-----------------------------|-----------------------------------|
|   |                              | Forecast<br>YTD FY22<br>\$'000 | Variance<br>Fav/(Unfav)<br>\$'000 | Actual Jun_YTD   |                 | Approved<br>Forecast<br>\$'000 | Adopted<br>Budget<br>\$'000 | Variance<br>Fav/(Unfav)<br>\$'000 |
|   |                              |                                |                                   | FY21             | Movement        |                                |                             |                                   |
| <b>Assets</b>                                       |                              |                                |                                   |                  |                 |                                |                             |                                   |
| <b>Current Assets</b>                               |                              |                                |                                   |                  |                 |                                |                             |                                   |
| Total cash and cash equivalents                     | 123,219                      | 62,217                         | 61,002                            | 116,412          | 6,807           | 62,217                         | 41,550                      | 20,667                            |
| Total trade and other receivables                   | 21,477                       | 14,891                         | 6,586                             | 19,790           | 1,687           | 14,891                         | 14,977                      | (86)                              |
| Total inventories                                   | 192                          | 187                            | 5                                 | 187              | 5               | 187                            | 224                         | (36)                              |
| Total non-current assets held for sale              | 2,273                        | -                              | 2,273                             | -                | 2,273           | -                              | 2,601                       | (2,601)                           |
| Total other assets                                  | 2,501                        | 2,593                          | (91)                              | 2,593            | (91)            | 2,593                          | 2,491                       | 102                               |
| <b>Total Current Assets</b>                         | <b>149,663</b>               | <b>79,889</b>                  | <b>69,775</b>                     | <b>138,982</b>   | <b>10,681</b>   | <b>79,889</b>                  | <b>61,843</b>               | <b>18,046</b>                     |
| <b>Non-Current Assets</b>                           |                              |                                |                                   |                  |                 |                                |                             |                                   |
| Total trade and other receivables – non-current     | 112                          | 112                            | 0                                 | 112              | -               | 112                            | 366                         | (254)                             |
| Total other financial assets – non-current          | 45                           | 47                             | (2)                               | 47               | (2)             | 47                             | 43                          | 4                                 |
| Total property, infrastructure, plant and equipment | 3,189,716                    | 2,820,388                      | 369,328                           | 2,757,158        | 432,558         | 2,820,388                      | 2,600,831                   | 219,557                           |
| Total Right of Use Assets                           | 659                          | 2,697                          | (2,039)                           | 1,494            | (836)           | 2,697                          | 3,050                       | (353)                             |
| Total Investment properties                         | 10,266                       | 10,287                         | (21)                              | 10,287           | (21)            | 10,287                         | 8,932                       | 1,355                             |
| Total Intangible assets                             | 4,549                        | 4,549                          | 0                                 | 750              | 3,798           | 4,549                          | 10,350                      | (5,801)                           |
| <b>Total Non Current Assets</b>                     | <b>3,205,345</b>             | <b>2,838,079</b>               | <b>367,267</b>                    | <b>2,769,847</b> | <b>435,498</b>  | <b>2,838,079</b>               | <b>2,623,573</b>            | <b>214,506</b>                    |
| <b>Total Assets</b>                                 | <b>3,355,009</b>             | <b>2,917,968</b>               | <b>437,041</b>                    | <b>2,908,830</b> | <b>446,179</b>  | <b>2,917,968</b>               | <b>2,685,416</b>            | <b>232,552</b>                    |
| <b>Liabilities</b>                                  |                              |                                |                                   |                  |                 |                                |                             |                                   |
| <b>Current Liabilities</b>                          |                              |                                |                                   |                  |                 |                                |                             |                                   |
| Total trade and other payables                      | 21,013                       | 18,286                         | (2,727)                           | 16,286           | (4,727)         | 18,286                         | 18,174                      | (112)                             |
| Total trust funds and deposits                      | 8,519                        | 12,515                         | 3,996                             | 12,515           | 3,996           | 12,515                         | 7,172                       | (5,342)                           |
| Total unearned income                               | 27,990                       | 9,319                          | (18,671)                          | 3,987            | (24,003)        | 9,319                          | 3,950                       | (5,369)                           |
| Total provisions                                    | 13,699                       | 16,278                         | 2,579                             | 16,221           | 2,523           | 16,278                         | 14,718                      | (1,560)                           |
| Total interest-bearing borrowings                   | 6                            | 4,479                          | 4,486                             | 4,479            | 4,486           | 4,479                          | 4,479                       | 0                                 |
| Total Lease Liabilities                             | 327                          | 761                            | 434                               | 1,289            | 962             | 761                            | 761                         | 0                                 |
| <b>Total Current Liabilities</b>                    | <b>71,541</b>                | <b>61,637</b>                  | <b>(9,904)</b>                    | <b>54,777</b>    | <b>(16,764)</b> | <b>61,637</b>                  | <b>49,255</b>               | <b>(12,382)</b>                   |
| <b>Non Current Liabilities</b>                      |                              |                                |                                   |                  |                 |                                |                             |                                   |
| Total NC Provisions                                 | 13,583                       | 14,004                         | 421                               | 9,765            | (3,818)         | 14,004                         | 9,667                       | (4,337)                           |
| Total NC interest-bearing borrowings                | 39,597                       | 35,119                         | (4,477)                           | 39,599           | 2               | 35,119                         | 34,924                      | (195)                             |
| Total NC Lease Liabilities                          | 1,020                        | 2,282                          | 1,262                             | 633              | (387)           | 2,282                          | 2,282                       | 0                                 |
| Total suspense                                      | 6,671                        | -                              | (6,671)                           | 0                | (6,672)         | -                              | -                           | -                                 |
| <b>Total Non Current Liabilities</b>                | <b>60,871</b>                | <b>51,405</b>                  | <b>(9,466)</b>                    | <b>49,996</b>    | <b>(10,875)</b> | <b>51,405</b>                  | <b>46,873</b>               | <b>(4,533)</b>                    |
| <b>Total Liabilities</b>                            | <b>132,412</b>               | <b>113,042</b>                 | <b>(19,370)</b>                   | <b>104,774</b>   | <b>(27,638)</b> | <b>113,042</b>                 | <b>96,127</b>               | <b>(16,915)</b>                   |
| <b>Net Assets</b>                                   | <b>3,222,597</b>             | <b>2,804,925</b>               | <b>417,672</b>                    | <b>2,804,056</b> | <b>418,541</b>  | <b>2,804,925</b>               | <b>2,589,288</b>            | <b>215,637</b>                    |
| <b>Equity</b>                                       |                              |                                |                                   |                  |                 |                                |                             |                                   |
| Total accumulated surplus                           | 1,064,802                    | 1,064,802                      | (0)                               | 1,038,912        | 25,890          | 1,064,802                      | 1,066,530                   | (1,728)                           |
| Net Income  | 9,854                        | 13,075                         | (3,221)                           | 37,815           | (27,961)        | 13,075                         | 11,644                      | 1,431                             |
| Total reserves                                      | 2,147,941                    | 1,727,048                      | 420,892                           | 1,727,329        | 420,612         | 1,727,048                      | 1,511,114                   | 215,934                           |
| <b>Total Equity</b>                                 | <b>3,222,597</b>             | <b>2,804,925</b>               | <b>417,672</b>                    | <b>2,804,056</b> | <b>418,541</b>  | <b>2,804,925</b>               | <b>2,589,288</b>            | <b>215,637</b>                    |

At the time of preparing the monthly report, year-end adjustments have not been finalised. These adjustments will impact on the year-end position. The Audited Annual Financial Statements will state the year end position in accordance with applicable accounting standards and regulations.

## Section 2.3 – Cashflow Statement

At the time of preparing the monthly report, year-end adjustments have not been finalised. These adjustments will impact on the year-end position. The Audited Annual Financial Statements will state the year end position in accordance with applicable accounting standards and regulations.

|  | Actual<br>YTD FY22<br>\$'000 | Year to Date                   |                                   | Approved<br>Forecast<br>\$'000 | Full Year<br>Adopted<br>Budget<br>\$'000 | Variance<br>Fav/(Unfav)<br>\$'000 |
|--|------------------------------|--------------------------------|-----------------------------------|--------------------------------|--|-----------------------------------|
|  |                              | Approved<br>Forecast<br>\$'000 | Variance<br>Fav/(Unfav)<br>\$'000 |                                |  |                                   |
| <b>Cash flows from operating activities</b>                      |                              |                                |                                   |                                |  |                                   |
| Rates and Charges  | 195,866                      | 199,040                        | (3,174)                           | 199,040                        | 198,533                                  | 507                               |
| Statutory Fees and Fines   | 9,661                        | 10,128                         | (467)                             | 10,128                         | 8,528                                    | 1,600                             |
| User Fees  | 20,285                       | 24,948                         | (4,663)                           | 24,948                         | 19,680                                   | 5,268                             |
| Grants – operating   | 29,067                       | 22,005                         | 7,062                             | 22,005                         | 21,202                                   | 803                               |
| Grants – Capital   | 7,449                        | 23,847                         | (16,398)                          | 23,847                         | 14,877                                   | 8,970                             |
| Contributions – monetary   | 4,490                        | (4,686)                        | 9,176                             | (4,686)                        | 2,299                                    | (6,985)                           |
| Interest received  | 904                          | 300                            | 604                               | 300                            | 250                                      | 50                                |
| Dividends  | 3                            | 2                              | 1                                 | 2                              | 3  | (1)                               |
| Trust funds and deposits received                                | 1,568                        | -                              | 1,568                             | -                              | -  | (0)                               |
| Other receipts   | 3,461                        | 3,906                          | (445)                             | 3,906                          | 3,625                                    | 281                               |
| Net GST refund/payment   | (47)                         | -                              | (47)                              | -                              | -  | (0)                               |
| Employee costs   | (88,087)                     | (89,529)                       | 1,442                             | (89,529)                       | (84,462)                                 | (5,067)                           |
| Materials and Services   | (119,324)                    | (138,246)                      | 18,922                            | (138,246)                      | (129,850)                                | (8,396)                           |
| Short term, low value and variable lease payments                | (2,147)                      | (1,336)                        | (811)                             | (1,336)                        | (1,399)                                  | 63                                |
| Other Payments   | (6,103)                      | (8,329)                        | 2,226                             | (8,329)                        | (5,963)                                  | (2,366)                           |
| <b>Cash provided by/(used in) operating activities</b>           | <b>57,046</b>                | <b>42,050</b>                  | <b>14,996</b>                     | <b>42,050</b>                  | <b>47,323</b>                            | <b>(5,273)</b>                    |
| <b>Cash flows from investing activities</b>                      |                              |                                |                                   |                                |  |                                   |
| Payments for property infrastructure plant & equipment           | (45,148)                     | (96,554)                       | 51,406                            | (96,554)                       | (42,928)                                 | (53,626)                          |
| Proceeds from sale of assets                                     | 616                          | 7,145                          | (6,529)                           | 7,145                          | 2,000                                    | 5,145                             |
| <b>Net cash provided by/(used in) investing activities</b>       | <b>(44,532)</b>              | <b>(89,409)</b>                | <b>44,877</b>                     | <b>(89,409)</b>                | <b>(40,928)</b>                          | <b>(48,481)</b>                   |
| <b>Cash flows from financing activities</b>                      |                              |                                |                                   |                                |  |                                   |
| Finance costs  | (1,191)                      | (1,174)                        | (17)                              | (1,174)                        | (1,174)                                  | (0)                               |
| Proceeds from borrowings   | 0                            | -                              | (0)                               | -                              | -  | -                                 |
| Repayment of borrowings  | (4,488)                      | (4,479)                        | (9)                               | (4,479)                        | (4,479)                                  | (0)                               |
| Interest paid – lease liability                                  | (28)                         | (67)                           | 39                                | (67)                           | (53)                                     | (14)                              |
| Repayment of lease liabilities                                   | 0                            | (1,116)                        | 1,116                             | (1,116)                        | (1,116)                                  | (0)                               |
| <b>Net cash provided by/(used in) financing activities</b>       | <b>(5,707)</b>               | <b>(6,836)</b>                 | <b>1,129</b>                      | <b>(6,836)</b>                 | <b>(6,822)</b>                           | <b>(14)</b>                       |
| <b>Net increase/(decrease) in cash &amp; cash equivalents</b>    | <b>6,807</b>                 | <b>(54,195)</b>                | <b>61,002</b>                     | <b>(54,195)</b>                | <b>(427)</b>                             | <b>(53,768)</b>                   |
| Cash and cash equivalents at the beginning of the financial year | 116,412                      | 116,412                        | 0                                 | 116,412                        | 41,541                                   | 74,871                            |
| <b>Cash and cash equivalents at the end of the period</b>        | <b>123,219</b>               | <b>62,217</b>                  | <b>61,002</b>                     | <b>62,217</b>                  | <b>41,114</b>                            | <b>21,103</b>                     |

## Capital Works Expenditure

At the time of preparing the monthly report, year-end adjustments have not been finalised. These adjustments will impact on the year-end position. The Audited Annual Financial Statements will state the year end position in accordance with applicable accounting standards and regulations.



## Capital Works Expenditure Listing

### Capital Works by Program

|   | FY22 YearTotal<br>\$'000 | FY22 Budget<br>\$'000 | Committed Cost<br>\$'000 |
|---|--------------------------|-----------------------|--------------------------|
| <b>Artworks Acquisition Total</b>                                       |                          |                       |                          |
| MPRG – Artworks acquisition   | (1)                      | -                     | -                        |
|   | <b>(1)</b>               | <b>-</b>              | <b>-</b>                 |
| Briars Culvert Bridge   | 31                       | 269                   | 8                        |
| Briars Depot OHS and service improvements                               | 45                       | 65                    | 13                       |
| Briars Emergency Management Plan  | 3                        | 5                     | 2                        |
| Briars Entrance Widening  | 62                       | 80                    | -                        |
| Briars Improvements Mornington Peninsula Astronomical Society           | -                        | 10                    | -                        |
| Briars Masterplan   | 12                       | 400                   | 8                        |
| Briars Recycled Water Project   | 97                       | 655                   | 1                        |
| Eco Living Nursery Toilet   | 70                       | 70                    | -                        |
| <b>Briars Management Program Total</b>                                  | <b>319</b>               | <b>1,555</b>          | <b>32</b>                |
| Balnarring Preschool Upgrade  | 1                        | 339                   | -                        |
| Design works for Kindergarten Strategy                                  | 7                        | 22                    | 1                        |
| Early Years Learning Facility Rye – Renewal and Improvements            | (2)                      | 69                    | -                        |
| Tyabb Preschool Upgrade   | 658                      | 724                   | -                        |
| Wallaroo Preschool Upgrade  | -                        | -                     | 25                       |
| <b>Buildings – Kindergarten Facility Renewal and Improvements Total</b> | <b>665</b>               | <b>1,155</b>          | <b>26</b>                |
| Flinders Civic Hall Redevelopment                                       | 880                      | 1,695                 | 4,737                    |
| Hastings Seniors Learning Hub   | 2                        | 5                     | -                        |
| McCrae Lighthouse restoration   | 904                      | 877                   | 56                       |
| Mornington Community Centre   | 83                       | 107                   | -                        |
| Rosebud Bowls Club and Foreshore Plaza                                  | 5                        | 10                    | -                        |
| Shire Office Renovations  | 910                      | 904                   | 5                        |
| Somerville Recreation and Community Centre Rebuild                      | 4                        | 4                     | -                        |
| Sorrento Museum Storeroom Addition and Essential Works                  | 3                        | 338                   | -                        |
| Southern Peninsula Youth Hub  | 787                      | 2,534                 | 77                       |
| Yawa Aquatic Centre   | 1,815                    | 2,206                 | 1                        |
| Yawa Aquatic Centre Traffic signals installation                        | 1,208                    | 1,298                 | -                        |
| <b>Buildings – Major Renewal and Improvements Total</b>                 | <b>6,601</b>             | <b>9,978</b>          | <b>4,876</b>             |
| Carbon Neutrality Energy Lighting Upgrade Works                         | 22                       | 27                    | -                        |
| Community Animal Shelter Redevelopment                                  | 65                       | 119                   | 22                       |
| Community Capital   | 24                       | 31                    | -                        |
| Demolition of residential dwelling 117 Forest Drive Mount Martha        | -                        | 31                    | -                        |
| Electric Vehicle Charging Infrastructure                                | 34                       | 34                    | -                        |
| Energy Efficiency for Council Buildings                                 | 61                       | 70                    | 7                        |
| Fish Cleaning Table at Hastings Foreshore                               | 244                      | 250                   | 6                        |
| Fruit Growers Reserve Scoreboard  | 62                       | 68                    | 5                        |
| Men's Shed Mitchell Street Toilet Mornington                            | 25                       | 28                    | 3                        |
| Minor Renewal Works – Community Facilities                              | (396)                    | (395)                 | -                        |
| Minor Renewal Works – Community Facilities FY22                         | 4,032                    | 3,821                 | -                        |
| Replacement of library assets   | 66                       | 83                    | -                        |
| Sorrento Community Centre Renewal and Improvements                      | 38                       | 87                    | -                        |
| Tyabb Guides Hall – Facility Building OH&S Infrastructure Improvements  | 52                       | 115                   | -                        |
| <b>Buildings – Minor Renewal and Improvements Total</b>                 | <b>4,331</b>             | <b>4,367</b>          | <b>43</b>                |
| Building Compliance and Risk Management Works                           | 17                       | 17                    | -                        |
| Building Compliance and Risk Management Works FY22                      | 639                      | 683                   | -                        |
| Connect Shire Facilities (Buildings) to Sewerage                        | 5                        | 5                     | -                        |
| Demolition of old Mornington Community House – Albert Street            | 6                        | 83                    | -                        |
| Fenton Hall – Facility Building OH&S Infrastructure Improvements        | 45                       | 88                    | -                        |
| Police Point Cottage 6 Refurbishments                                   | 250                      | 264                   | -                        |
| Tootgarook Early Years Learning Facility – Renewal and Improvements     | -                        | 32                    | -                        |
| Waterfall Gully MCHN Centre Renewal                                     | 16                       | 344                   | 273                      |
| <b>Buildings – Moderate Renewal and Improvements Total</b>              | <b>979</b>               | <b>1,516</b>          | <b>273</b>               |

At the time of preparing the monthly report, year-end adjustments have not been finalised. These adjustments will impact on the year-end position. The Audited Annual Financial Statements will state the year end position in accordance with applicable accounting standards and regulations.

## Capital Works Expenditure Listing

### Capital Works by Program

|  | FY22 YearTotal<br>\$'000 | FY22 Budget<br>\$'000 | Committed Cost<br>\$'000 |
|--|--------------------------|-----------------------|--------------------------|
| Public Toilet – Flinders Park  | 7                        | 44                    | 35                       |
| Public Toilet – John Butler Reserve                                      | 87                       | 702                   | 334                      |
| Public Toilet – Mount Martha North Foreshore                             | 7                        | 7                     | -                        |
| Public Toilet – Red Hill Hall  | 378                      | 388                   | -                        |
| Public Toilet – RJ Rowley Reserve  | 6                        | 18                    | -                        |
| Public Toilet – Safety Beach opposite Victoria Avenue                    | 116                      | 847                   | 682                      |
| Public Toilet – Sorrento Park  | 25                       | 24                    | -                        |
| <b>Buildings – Public Toilet Renewal and Improvements Total</b>          | <b>626</b>               | <b>2,029</b>          | <b>1,050</b>             |
| Alexandra Park Pavilion Change Room Renewal & Redevelopment Project      | 81                       | 695                   | 43                       |
| Boneo Cricket Club Pavilion  | 88                       | 103                   | -                        |
| Civic Reserve Mornington Athletics/Soccer Pavilion                       | 670                      | 6,312                 | 4,871                    |
| Crib Point Recreation Reserve Pavilion – Change Rooms                    | 66                       | 67                    | -                        |
| Emil Madsen Football Cricket Pavilion                                    | 16                       | 250                   | 8                        |
| Emil Madsen Reserve Soccer and Netball Pavilion                          | 30                       | 33                    | 4                        |
| Main Ridge Reserve Change Rooms  | 2                        | 2                     | -                        |
| Marna Reserve Dromana – Pavilion Renewal and Upgrade                     | 10                       | 306                   | 17                       |
| Portable Change Facilities   | 365                      | 366                   | -                        |
| Red Hill Recreation Reserve – Pavilion Upgrade (Show Sheds)              | -                        | 25                    | -                        |
| Red Hill Recreation Reserve Pavilion Upgrade                             | 20                       | 218                   | 25                       |
| RM Hooper Reserve Pavilion   | 176                      | 195                   | -                        |
| Tyabb Unisex Change Rooms  | 1,364                    | 1,653                 | 7                        |
| <b>Buildings – Sports Pavilion Renewal and Improvements Total</b>        | <b>2,888</b>             | <b>10,226</b>         | <b>4,975</b>             |
| Canadian Bay Carpark & Surround  | 21                       | 115                   | 15                       |
| Hastings Sound Shell   | -                        | -                     | -                        |
| Safety Beach Master Plan Implementation                                  | 41                       | 605                   | 55                       |
| Sorrento Foreshore Master Plan Implementation                            | 11                       | 115                   | -                        |
| <b>Coastal Management and Improvements Total</b>                         | <b>73</b>                | <b>835</b>            | <b>70</b>                |
| Peninsula Strategic Trails Minor Works                                   | -                        | 27                    | -                        |
| Peninsula Trail – Anthony's Nose, McCrae                                 | -                        | 100                   | 20                       |
| Peninsula Trail – Moorooduc to Mornington                                | 26                       | 300                   | -                        |
| Peninsula Trail – Somerville to Baxter                                   | 63                       | 87                    | 426                      |
| <b>Equestrian and Mountain Bike and Walking Trail Improvements Total</b> | <b>89</b>                | <b>513</b>            | <b>447</b>               |
| Foreshore Camping Renewal and Improvement Works                          | 226                      | 427                   | 28                       |
| <b>Foreshore Camping Ground Improvements Total</b>                       | <b>226</b>               | <b>427</b>            | <b>28</b>                |
| Library Management System Replacement                                    | 94                       | 95                    | -                        |
| MPSC Core Systems Replacement  | 79                       | 5,024                 | 1                        |
| <b>IT Systems Renewal and Improvements Total</b>                         | <b>174</b>               | <b>5,119</b>          | <b>1</b>                 |
| Land Acquisition   | -                        | 679                   | -                        |
| <b>Land Acquisitions Total</b>   | <b>-</b>                 | <b>679</b>            | <b>-</b>                 |
| Landfill Capping Rehabilitation Works – Crib Point                       | 14                       | 17                    | -                        |
| Landfill Capping Rehabilitation Works, Mt. Eliza                         | 177                      | 509                   | 232                      |
| Legacy Landfill Site Bore Installation Program                           | 113                      | 260                   | 63                       |
| Resource Recovery Centre Renewal and Upgrades                            | 10                       | 155                   | 96                       |
| <b>Landfill Management and Infrastructure Improvements Total</b>         | <b>314</b>               | <b>941</b>            | <b>391</b>               |

At the time of preparing the monthly report, year-end adjustments have not been finalised. These adjustments will impact on the year-end position. The Audited Annual Financial Statements will state the year end position in accordance with applicable accounting standards and regulations.



## Capital Works Expenditure Listing

### Capital Works by Program

|   | FY22 YearTotal<br>\$'000 | FY22 Budget<br>\$'000 | Committed Cost<br>\$'000 |
|---|--------------------------|-----------------------|--------------------------|
| Library Book Stock Non Print Materials                        | 115                      | 160                   | 0                        |
| Library Book Stock Print Materials                            | 532                      | 600                   | 25                       |
| Library eAudio and eBooks                                     | 250                      | 301                   | -                        |
| Premier's Reading Challenge                                   | 20                       | 20                    | 0                        |
| <b>Library Resources and Materials Total</b>                  | <b>917</b>               | <b>1,082</b>          | <b>25</b>                |
| Capital Works Program Design                                  | 164                      | 183                   | 5                        |
| Drain Upgrade Dromana Community Garden                        | -                        | 2                     | -                        |
| Eyrie Creek McCrae Restoration Project                        | 10                       | 17                    | -                        |
| Hillview Reserve Pathway                                      | 13                       | 105                   | 2                        |
| Oliver's Creek Bushland Reserve Improvements                  | 13                       | 13                    | -                        |
| Tennis Court Renovation Main Ridge Tennis Club                | (2)                      | 5                     | -                        |
| Wallaroo Community House Gazebo Renewal                       | 45                       | 45                    | -                        |
| Westernport Athletics Track _ Storage Shelter Installation    | -                        | 45                    | -                        |
| <b>Major Projects and Grant Planning/Design Total</b>         | <b>242</b>               | <b>415</b>            | <b>7</b>                 |
| Hastings Boat Ramp  | 405                      | 1,756                 | 436                      |
| Marine Structure Renewal                                      | 420                      | 789                   | 8                        |
| Safety Beach Rock Revetment Remedial Works                    | 71                       | 129                   | -                        |
| <b>Marine Structure Renewal and Improvements Total</b>        | <b>897</b>               | <b>2,673</b>          | <b>445</b>               |
| Balnarring Civic Reserve Master Plan Implementation           | 1                        | 14                    | -                        |
| Civic Reserve Sporting Precinct                               | 9                        | 9                     | -                        |
| Cricket Nets Renewal Program                                  | 245                      | 667                   | 223                      |
| French Street Community Environment Park, Rye                 | 7                        | 58                    | -                        |
| Informal recreation asphalt renewal                           | 58                       | 96                    | 2                        |
| Merricks Station Grounds Master Plan                          | 182                      | 2,031                 | 382                      |
| Mt Martha Skate Park  | 35                       | 726                   | 5                        |
| Police Point Master Plan Implementation                       | 7                        | 61                    | -                        |
| Red Hill Station Ground Master Plan                           | 2                        | 144                   | 141                      |
| RW Stone Recreational MTB & BMX Park                          | 20                       | 130                   | 15                       |
| Somerville Skate Park   | 1,506                    | 1,736                 | 218                      |
| <b>Parks and Open Space Renewal and Improvements Total</b>    | <b>2,073</b>             | <b>5,672</b>          | <b>985</b>               |
| Alma & Field Street Footpath                                  | 515                      | 504                   | 58                       |
| Baden Powell Footpath, Mt Eliza                               | 24                       | 96                    | -                        |
| Boardwalk Replacement   | 167                      | 490                   | -                        |
| Camp Hill Road Footpath                                       | (11)                     | -                     | -                        |
| Camp Hill Road Footpath R2R                                   | 385                      | 607                   | 2                        |
| Crib Point Schools Footpaths                                  | 178                      | 178                   | -                        |
| Footpath Haig Street Mornington                               | 66                       | 66                    | 0                        |
| Footpath Renewal for Risk Management                          | 1,086                    | 847                   | 13                       |
| Footpath Renewal Program                                      | -                        | 6                     | -                        |
| Footpath Renewal Program – Arthurs Seat Road                  | 291                      | 695                   | -                        |
| Footpath Renewal Program – Queen street, Mornington           | 36                       | 36                    | -                        |
| Footpath Renewal program – Rye foreshore bay trail            | 148                      | 268                   | -                        |
| Footpath Renewal Program – Western Port Bay Trail, Hastings   | 8                        | 8                     | -                        |
| Harrap Road Footpath  | 326                      | 313                   | -                        |
| Hotham Road Footpath  | 10                       | 93                    | 12                       |
| Illaroo Street Footpath – Missing Links                       | 151                      | 169                   | -                        |
| Pedestrian Access Somerville Recreation Centre – Improvements | 1                        | 1                     | -                        |
| Priority Footpath – Nepean Hwy Mornington to Mt Eliza         | 3                        | 100                   | 2                        |
| Priority Footpath Projects                                    | 28                       | 90                    | -                        |
| SCS Noel St /Gibson St Dromana                                | -                        | 17                    | -                        |
| Small missing pathlink projects                               | 102                      | 131                   | -                        |
| Small missing pathlink projects – High St Hastings            | -                        | 100                   | -                        |
| Small missing pathlink Projects – Pt Nepean Rd Rosebud        | -                        | 80                    | -                        |
| St Johns Wood Road Blairgowrie                                | -                        | 25                    | -                        |
| <b>Pedestrian Access Renewal and Improvements Total</b>       | <b>3,512</b>             | <b>4,922</b>          | <b>88</b>                |

At the time of preparing the monthly report, year-end adjustments have not been finalised. These adjustments will impact on the year-end position. The Audited Annual Financial Statements will state the year end position in accordance with applicable accounting standards and regulations.

## Capital Works Expenditure Listing

### Capital Works by Program

|  | FY22 YearTotal | FY22 Budget   | Committed Cost |
|--|----------------|---------------|----------------|
|  | \$'000         | \$'000        | \$'000         |
| Aquatic & Recreation – Pool Plant & Equipment                        | 131            | 135           | -              |
| Community Halls – Equipment Renewal/Replacement                      | 77             | 89            | 30             |
| Meals on Wheels – New Freezer  | -              | 50            | -              |
| <b>Plant &amp; Equipment Renewal Total</b>                           | <b>208</b>     | <b>273</b>    | <b>30</b>      |
| Hastings Foreshore and Splash Park                                   | 4              | 49            | -              |
| Playspace Component Renewal Works                                    | 178            | 204           | 16             |
| Playspace R Pennman , Blairgowrie – Renewal and Improvements         | 85             | 305           | 209            |
| Playspace Strategy Design and Construction                           | 290            | 327           | 2              |
| Playspace Strategy Planning & Design                                 | 18             | 84            | -              |
| <b>Playspace Renewal and Improvements Total</b>                      | <b>576</b>     | <b>970</b>    | <b>226</b>     |
| Agrilinks Upgrade Program  | 335            | 350           | -              |
| Black Spot Data Analysis, Reporting and Council Contribution         | 15             | 34            | -              |
| Drainage and Road Rehabilitation-Improvements Broadway Road, Rosebud | 13             | 19            | -              |
| Guard Rail Renewal and Upgrade                                       | 101            | 110           | 12             |
| Kerb and Channel Renewal   | 964            | 1,459         | 24             |
| Patterson Grove – Flinders Road/Vegetation Project                   | -              | 30            | -              |
| R2R – Reconstruction of Bentons Road Moorooduc                       | 1,859          | 1,921         | -              |
| R2R – Wilkinson Street Road and Drainage Upgrade                     | 227            | 227           | -              |
| Road Bridges and Major Culvert Repairs                               | 109            | 100           | 19             |
| Roundabout Merricks and Stanleys Road, Balnarring                    | 60             | 73            | -              |
| Safer Local Roads Contract Works                                     | 3,137          | 4,000         | -              |
| <b>Road Renewal and Improvements Total</b>                           | <b>6,820</b>   | <b>8,323</b>  | <b>55</b>      |
| Corporate Signage upgrade/renewal                                    | 32             | 50            | 13             |
| Regulatory and Directional Signage                                   | 34             | 50            | 8              |
| Safer Speed Limits   | 8              | 45            | -              |
| <b>Signage Improvements Total</b>                                    | <b>74</b>      | <b>145</b>    | <b>20</b>      |
| Balnarring Recreation Reserve Oval Rehabilitation                    | 1,100          | 1,138         | 38             |
| Crib Point Oval Rehabilitation                                       | (1)            | 24            | -              |
| Dallas Brooks Reserve Upgrade  | 78             | 200           | 187            |
| Emil Madsen Oval 2 Rehabilitation                                    | 23             | 50            | 34             |
| Emil Madsen Reserve Main Soccer Field                                | 782            | 872           | 79             |
| Main Ridge Oval Rehabilitation                                       | 1              | 50            | 45             |
| Main Ridge Tennis Courts and Drainage                                | 18             | 20            | -              |
| Marna Reserve Dromana – Netball Courts Renewal                       | 164            | 315           | -              |
| Mount Eliza Tennis Court Reconstruction                              | 276            | 858           | 621            |
| Mount Martha Tennis Court Redevelopment                              | 48             | 660           | 53             |
| Narambi Reserve Junior Oval  | 1,787          | 2,675         | 904            |
| Settlers Cove Recreational Tennis Court Redevelopment                | -              | 30            | -              |
| Somerville Soccer Club New Premises Project                          | 65             | 160           | 95             |
| Somerville Soccer Reserve  | 12             | 20            | -              |
| Sorrento Netball Courts  | 3              | 85            | -              |
| Southern Peninsula Sports Lighting                                   | -              | 57            | -              |
| Sports Capacity Plan Implementation                                  | 1              | 120           | 18             |
| Sports Fields Lighting Renewal                                       | 20             | 176           | -              |
| Sports Growth Lighting Package                                       | 370            | 858           | 243            |
| Stringer Road Recreational Tennis/Multi Court Redevelopment          | 3              | 30            | -              |
| Tennis Court Lighting Balnarring                                     | 60             | 574           | 501            |
| Tennis Court Lighting Bittern  | 117            | 117           | -              |
| Tennis Court Lighting Crib Point                                     | 129            | 183           | 61             |
| Tennis Court Lighting Dromana  | 187            | 263           | 86             |
| Tennis Court Lighting Flinders                                       | 85             | 131           | 42             |
| Tennis Court Lighting Rosebud  | 40             | 312           | 263            |
| Tennis Court Lighting Somerville                                     | 35             | 210           | 166            |
| Tennis Court Lighting Watson's Rd Mount Martha (Satellite Site)      | 4              | 215           | -              |
| Tennis Strategy Implementation                                       | 59             | 11            | -              |
| <b>Sporting Field Renewal and Improvements Total</b>                 | <b>5,465</b>   | <b>10,413</b> | <b>3,436</b>   |

At the time of preparing the monthly report, year-end adjustments have not been finalised. These adjustments will impact on the year-end position. The Audited Annual Financial Statements will state the year end position in accordance with applicable accounting standards and regulations.



# Capital Works Expenditure Listing

## Capital Works by Program

|   | FY22 YearTotal<br>\$'000 | FY22 Budget<br>\$'000 | Committed Cost<br>\$'000 |
|---|--------------------------|-----------------------|--------------------------|
| Balcombe Estuary sediment minimisation program.                         | 10                       | 260                   | 0                        |
| Bay Road Mt Martha Landslip   | 14                       | 550                   | 282                      |
| Bike Safe Pit Lids Replacement  | 69                       | 109                   | -                        |
| Development engineering minor works contributions                       | 12                       | 35                    | -                        |
| Drainage at Boneo Reserve   | 12                       | 192                   | -                        |
| Drainage design and investigation                                       | 39                       | 253                   | -                        |
| Drainage soak pit upgrades  | 302                      | 527                   | 4                        |
| Drainage Upgrade – Arundel Crt-Walkers Rd, Mount Eliza                  | 16                       | 309                   | -                        |
| Emergency Drainage Works  | 1,363                    | 1,411                 | 5                        |
| Flinders Catchment and Flood Mitigation                                 | 46                       | 241                   | 113                      |
| McGregor Avenue, Mt Martha – Drainage                                   | 14                       | 200                   | 10                       |
| Mount Martha Public Golf course drainage and Irrigation renewal         | 141                      | 143                   | -                        |
| Shire wide flood mapping and floor level survey                         | (0)                      | -                     | -                        |
| <b>Stormwater Management Total</b>                                      | <b>2,036</b>             | <b>4,230</b>          | <b>414</b>               |
| Urgent lighting requests  | 11                       | 50                    | 2                        |
| <b>Street Lighting Renewal and Improvements Total</b>                   | <b>11</b>                | <b>50</b>             | <b>2</b>                 |
| Hastings Streetscape Plan   | 344                      | 495                   | -                        |
| Rye Township Plan – Design  | 9                        | 10                    | -                        |
| Rye Township Plan – Growing Suburbs                                     | 121                      | 3,011                 | 2                        |
| Solar Tree in Mornington Park   | -                        | 23                    | -                        |
| <b>Streetscape Renewal and Improvements Total</b>                       | <b>474</b>               | <b>3,538</b>          | <b>2</b>                 |
| Timber Structures Renewal   | 498                      | 557                   | 47                       |
| <b>Timber Structures Renewals Total</b>                                 | <b>498</b>               | <b>557</b>            | <b>47</b>                |
| Township Placemaking Implementation                                     | 302                      | 724                   | -                        |
| <b>Township Placemaking Improvements Total</b>                          | <b>302</b>               | <b>724</b>            | <b>-</b>                 |
| Black Spot – Hastings Township 40 km/h area                             | 216                      | 226                   | 24                       |
| Black Spot – Myers / Hendersons Road Compact Roundabout Bittern         | 350                      | 659                   | 295                      |
| Black Spot – Shoreham Road Safety Upgrade Shoreham / Red Hill South     | 123                      | 1,741                 | 13                       |
| Black Spot Dromana Township 40km/h Area                                 | 240                      | 260                   | -                        |
| Black Spot Hodgins/Stumpy Gully Rd Intersection Upgrade Tuerong         | 62                       | 1,329                 | 3                        |
| Black Spot Ligar/Codrington Street Intersection                         | 46                       | 189                   | -                        |
| Black Spot Mount Eliza Pedestrian Safety Improvement                    | 10                       | 848                   | 469                      |
| Bungower Road Pedestrian Operated Signals                               | 179                      | 245                   | -                        |
| Car Park Accessibility Works, Shire Wide – Improvements                 | 34                       | 60                    | 24                       |
| Car Park Crib Point Community House                                     | 29                       | 325                   | 296                      |
| Creswell Street East Crib Point – Development Contributions Plan        | 44                       | 722                   | 21                       |
| Dallas Brooks Reserve Oval Carpark Renewal                              | (2)                      | 148                   | -                        |
| Grant Rd Somerville – Pedestrian Safety Improvements (TAC Grant)        | -                        | 100                   | -                        |
| Local Area Traffic Management   | 17                       | 30                    | -                        |
| Local Roads and Community Infrastructure                                | 132                      | 151                   | -                        |
| Minor Road Infrastructure Risk Reduction Works                          | 167                      | 268                   | 7                        |
| Mount Martha Landslip   | 56                       | 686                   | 104                      |
| Mt Eliza Way Pavement Reconstruction and Drainage Upgrade               | 807                      | 850                   | -                        |
| Pedestrian Refuge Arthur's Seat Road Red Hill                           | 10                       | 226                   | 2                        |
| Pottery Road-Jones Road, Somerville – Intersection Improvements         | 154                      | 602                   | 433                      |
| Racecourse Road Construction Council Cont Aust Unity Retirement Village | 294                      | 350                   | 4                        |
| Smart Parking Infrastructure and Management, Rye                        | 34                       | 34                    | -                        |
| Smart Parking Infrastructure and Management, Shire Wide                 | 5                        | 7                     | -                        |
| Sorrento Ferry Terminal Road Works                                      | 254                      | 2,398                 | 29                       |
| <b>Traffic, Transport and Road Safety Improvements Total</b>            | <b>3,260</b>             | <b>12,455</b>         | <b>1,723</b>             |

At the time of preparing the monthly report, year-end adjustments have not been finalised. These adjustments will impact on the year-end position. The Audited Annual Financial Statements will state the year end position in accordance with applicable accounting standards and regulations.

## Capital Works Expenditure Listing

### Capital Works by Program

|  | FY22 YearTotal<br>\$'000 | FY22 Budget<br>\$'000 | Committed Cost<br>\$'000 |
|--|--------------------------|-----------------------|--------------------------|
| Carpark Balnarring Road, Balnarring                        | 29                       | 40                    | 6                        |
| Mt Eliza Car Parking Strategy                              | 2                        | 3                     | -                        |
| Unsealed road investigations                               | 89                       | 134                   | 27                       |
| <b>Unmade Road and Carpark<br/>Construction Total</b>      | <b>119</b>               | <b>177</b>            | <b>33</b>                |
| Strategic Water Tank                                       | 1                        | 1                     | -                        |
| <b>Vegetation Management and<br/>Fire Prevention Total</b> | <b>1</b>                 | <b>1</b>              | <b>-</b>                 |
| Civic Reserve, Mornington – Wetland and rain gardens       | (1)                      | 142                   | 58                       |
| Elgan Avenue Rye – Coastal Bio Infiltration Basin          | 387                      | 452                   | 1                        |
| <b>Water Conservation Total</b>                            | <b>386</b>               | <b>594</b>            | <b>60</b>                |
| <b>Grand Total</b>   | <b>45,155</b>            | <b>96,554</b>         | <b>19,810</b>            |

At the time of preparing the monthly report, year-end adjustments have not been finalised. These adjustments will impact on the year-end position. The Audited Annual Financial Statements will state the year end position in accordance with applicable accounting standards and regulations.



## Priority Projects

At the time of preparing the monthly report, year-end adjustments have not been finalised. These adjustments will impact on the year-end position. The Audited Annual Financial Statements will state the year end position in accordance with applicable accounting standards and regulations.

## Priority Projects Listing

At the time of preparing the monthly report, year-end adjustments have not been finalised. These adjustments will impact on the year-end position. The Audited Annual Financial Statements will state the year end position in accordance with applicable accounting standards and regulations.

| Cost Centre  | Project name   |                | FY22<br>YTD Total<br>\$'000 | FY22<br>Full Year<br>Forecast<br>\$'000 |
|--|--|----------------|-----------------------------|---|
|  | Graffiti Prevention – Murals                         | Total Expenses | 34                          | 45                                      |
|  | Performing Arts Development Fund                     | Total Expenses | -                           | 500                                     |
| <b>Arts and Culture Development Total</b>                  |  |                | <b>34</b>                   | <b>545</b>                              |
|  | Provision – Matching Grant Funding                   | Total Expenses | -                           | 50                                      |
| <b>Chief Financial Officer Total</b>                       |  |                | <b>-</b>                    | <b>50</b>                               |
|  | Food Organic Collection                              | Total Expenses | 311                         | 300                                     |
| <b>Circular Economy and Waste Administration Total</b>     |  |                | <b>311</b>                  | <b>300</b>                              |
|  | Carbon Neutral Accreditation Application and Support | Total Expenses | 17                          | 17                                      |
|  | Carbon Neutrality – Carbon Offsetting                | Total Expenses | -                           | 252                                     |
|  | Climate Emergency                                    | Total Expenses | 102                         | 297                                     |
|  | Integrated Water Management Strategic Planning       | Total Expenses | 45                          | 45                                      |
|  | Stormwater Quality Program                           | Total Expenses | 3                           | 2                                       |
|  | Stormwater Quality Program                           | Total Revenues | (7)                         | -                                       |
|  | WSUD Asset Management                                | Total Expenses | 4                           | 80                                      |
| <b>Climate Change Energy and Water Total</b>               |  |                | <b>165</b>                  | <b>693</b>                              |
|  | Coastal Hazard Risk Mitigation                       | Total Expenses | 29                          | 267                                     |
|  | Coastal Hazard Risk Mitigation                       | Total Revenues | (67)                        | (67)                                    |
|  | Flinders Coastal and Marine Management Plan          | Total Expenses | 10                          | 91                                      |
|  | Flinders Foreshore Vegetation Management Plan        | Total Expenses | 28                          | 18                                      |
|  | Hastings Foreshore Landscape Master Plan             | Total Expenses | 31                          | 223                                     |
|  | Mornington Peninsula Coastal Strategy                | Total Expenses | 10                          | 175                                     |
|  | Mornington Peninsula Coastal Strategy                | Total Revenues | (200)                       | -                                       |
|  | Mt Eliza Coastal Management Plan                     | Total Expenses | 30                          | 80                                      |
|  | Portsea Coastal Management Plan                      | Total Expenses | 31                          | 80                                      |
|  | Shell Midden Survey and Conservation                 | Total Expenses | 0                           | 30                                      |
|  | Western Sister Master Plan                           | Total Expenses | 33                          | 40                                      |
| <b>Coastal Planning Total</b>                              |  |                | <b>(64)</b>                 | <b>937</b>                              |
|  | Local Area Action Plan Pilot                         | Total Expenses | 1                           | 20                                      |
|  | Willum Warrain Gathering Place                       | Total Expenses | 3                           | 3                                       |
| <b>Community Development Total</b>                         |  |                | <b>4</b>                    | <b>23</b>                               |
|  | Outdoor Dining Program                               | Total Expenses | 992                         | 1,334                                   |
|  | Outdoor Dining Program                               | Total Revenues | (575)                       | (575)                                   |
| <b>Community Facilities and Precincts Management Total</b> |  |                | <b>417</b>                  | <b>759</b>                              |
|  | Community Facilities Framework                       | Total Expenses | 21                          | 21                                      |
|  | Dromana Community Hub Business Case                  | Total Expenses | -                           | 75                                      |
|  | Kindergarten Strategy and Infrastructure Project     | Total Expenses | -                           | 150                                     |
|  | Kindergarten Strategy and Infrastructure Project     | Total Revenues | (105)                       | (150)                                   |
| <b>Community Infrastructure Planning Total</b>             |  |                | <b>(84)</b>                 | <b>96</b>                               |
|  | Gender Equality Strategy                             | Total Expenses | 44                          | 37                                      |
| <b>Community Wellbeing Total</b>                           |  |                | <b>44</b>                   | <b>37</b>                               |
|  | Performing Arts Centre/Precinct                      | Total Expenses | 34                          | 350                                     |
| <b>Director Community Strengthening Total</b>              |  |                | <b>34</b>                   | <b>350</b>                              |

At the time of preparing the monthly report, year-end adjustments have not been finalised. These adjustments will impact on the year-end position. The Audited Annual Financial Statements will state the year end position in accordance with applicable accounting standards and regulations.

## Priority Projects Listing

| Cost Centre                                     | Project name   |                | FY22<br>YTD Total<br>\$'000 | FY22<br>Full Year<br>Forecast<br>\$'000 |
|---|--|----------------|-----------------------------|---|
|   | Hastings Promotional Fund                            | Total Expenses | 62                          | 60                                      |
|   | Hastings Promotional Fund                            | Total Revenues | (66)                        | (64)                                    |
|   | Mornington Promotional Fund                          | Total Expenses | 94                          | 96                                      |
|   | Mornington Promotional Fund                          | Total Revenues | (98)                        | (102)                                   |
|   | Mt Eliza Promotional Fund                            | Total Expenses | 17                          | 69                                      |
|   | Mt Eliza Promotional Fund                            | Total Revenues | (26)                        | (60)                                    |
|   | Rosebud Promotional Fund                             | Total Expenses | 41                          | 98                                      |
|   | Rosebud Promotional Fund                             | Total Revenues | (46)                        | (103)                                   |
|   | Rye Promotional Fund                                 | Total Expenses | -                           | 62                                      |
|   | Rye Promotional Fund                                 | Total Revenues | (2)                         | (62)                                    |
|   | Sorrento Promotional Fund                            | Total Expenses | 20                          | 148                                     |
|   | Sorrento Promotional Fund                            | Total Revenues | (54)                        | (112)                                   |
| <b>Economic Development Total</b>               |  |                | <b>(58)</b>                 | <b>31</b>                               |
|   | Council Assistance to CFA                            | Total Expenses | -                           | 330                                     |
|   | Disaster Relief Funding                              | Total Expenses | -                           | 140                                     |
| <b>Emergency Management Total</b>               |  |                | <b>-</b>                    | <b>470</b>                              |
|   | Shire Wastewater Management Plan                     | Total Expenses | 24                          | 69                                      |
|   | Shire Wastewater Management Plan                     | Total Revenues | (153)                       | (69)                                    |
| <b>Environmental Health Total</b>               |  |                | <b>(128)</b>                | <b>-</b>                                |
|   | Music Plan (Kick Start)                              | Total Expenses | -                           | 100                                     |
| <b>Festivals and Events Total</b>               |  |                | <b>-</b>                    | <b>100</b>                              |
|   | Next Generation Maintenance Contracts                | Total Expenses | (1)                         | -                                       |
| <b>Infrastructure Services Management Total</b> |  |                | <b>(1)</b>                  | <b>-</b>                                |
|   | Council Elections 2020                               | Total Expenses | 20                          | 20                                      |
|   | Council Elections 2020                               | Total Revenues | (191)                       | (191)                                   |
| <b>Legal and Governance Management Total</b>    |  |                | <b>(171)</b>                | <b>(171)</b>                            |
|   | Strategic Plan for Libraries                         | Total Expenses | 27                          | 40                                      |
| <b>Libraries Total</b>                          |  |                | <b>27</b>                   | <b>40</b>                               |
|   | Mt Martha Public Golf Course Strategic Review        | Total Expenses | 23                          | 117                                     |
| <b>Mt Martha Golf Course Total</b>              |  |                | <b>23</b>                   | <b>117</b>                              |
|   | Biodiversity Action Plan Implementation              | Total Expenses | 154                         | 120                                     |
|   | Biolinks weed management                             | Total Expenses | 258                         | 258                                     |
|   | Community Engagement Plan for 50 Flinders Street Rye | Total Expenses | 3                           | 8                                       |
| <b>Natural Systems Total</b>                    |  |                | <b>416</b>                  | <b>386</b>                              |
|   | 42 Cook Street Flinders Masterplan Update            | Total Expenses | -                           | 15                                      |
| <b>Placemaking Total</b>                        |  |                | <b>-</b>                    | <b>15</b>                               |
|   | Covid Recovery                                       | Total Expenses | -                           | 245                                     |
| <b>Programs and Project Management Total</b>    |  |                | <b>-</b>                    | <b>245</b>                              |
|   | Buxton Chapel Shoreham                               | Total Expenses | 10                          | 10                                      |
|   | McCrae Yacht Club Contribution                       | Total Expenses | 20                          | 20                                      |
| <b>Property Operations Total</b>                |  |                | <b>30</b>                   | <b>30</b>                               |

At the time of preparing the monthly report, year-end adjustments have not been finalised. These adjustments will impact on the year-end position. The Audited Annual Financial Statements will state the year end position in accordance with applicable accounting standards and regulations.

## Priority Projects Listing

| Cost Centre  | Project name  |                | FY22<br>YTD Total<br>\$'000 | FY22<br>Full Year<br>Forecast<br>\$'000 |
|--|---|----------------|-----------------------------|---|
|  | Cricket Nets Action Plan  | Total Expenses | 8                           | 8                                       |
|  | Emil Madsen Reserve Contribution                                | Total Expenses | -                           | 40                                      |
|  | Hillview Community Reserve Master Plan                          | Total Expenses | -                           | 46                                      |
|  | Mornington Peninsula Open Space Strategy                        | Total Expenses | 30                          | 225                                     |
|  | Mountain Bike and BMX Strategy                                  | Total Expenses | 37                          | 160                                     |
|  | Pavilion Strategy Review/Audit                                  | Total Expenses | -                           | 18                                      |
|  | Sporting Assessment & Stadium Strategy                          | Total Expenses | -                           | 63                                      |
| <b>Recreation and Open Space Planning Total</b>      |   |                | <b>76</b>                   | <b>560</b>                              |
|  | Boat Ramp Dredging  | Total Expenses | -                           | 122                                     |
| <b>Roads Drainage and Cleansing Operations Total</b> |   |                | <b>-</b>                    | <b>122</b>                              |
|  | Buildings Essential Safety Measures Shire Wide                  | Total Expenses | 0                           | 123                                     |
| <b>Safety and Wellbeing Total</b>                    |   |                | <b>-</b>                    | <b>123</b>                              |
|  | MPS Disability Advisory Committee Pilot Program                 | Total Expenses | -                           | 25                                      |
|  | Social Housing Projects Facilitation                            | Total Expenses | 33                          | 200                                     |
| <b>Social Housing Total</b>                          |   |                | <b>33</b>                   | <b>225</b>                              |
|  | Assessment of Properties on Heritage Watchlist                  | Total Expenses | 4                           | 50                                      |
|  | Boundary Road Quarry EES – Experts                              | Total Expenses | -                           | 150                                     |
|  | Council Strategies – Planning Scheme Amendment                  | Total Expenses | 10                          | 143                                     |
|  | Development Contributions Plans                                 | Total Expenses | -                           | 150                                     |
|  | Development of an affordable housing policy                     | Total Expenses | 1                           | 50                                      |
|  | Dromana Precinct Plan   | Total Expenses | -                           | 50                                      |
|  | Environmental Audit Overlay                                     | Total Expenses | -                           | 25                                      |
|  | Heritage Overlay – Planning Scheme Amendments                   | Total Expenses | 24                          | 21                                      |
|  | Heritage Review – Area 2  | Total Expenses | (38)                        | 326                                     |
|  | Local Housing and Settlement Strate                             | Total Expenses | 43                          | 136                                     |
|  | Peninsula Planning Statement                                    | Total Expenses | -                           | 126                                     |
|  | Public Acquisition Overlay – Planning Scheme Amendment          | Total Expenses | -                           | 50                                      |
|  | Tootgarook Wetland Management Plan                              | Total Expenses | 99                          | 42                                      |
|  | Township Plans  | Total Expenses | 3                           | 50                                      |
|  |   |                | 145                         | 1,370                                   |
| <b>Strategic Planning Total</b>                      |   |                | <b>145</b>                  | <b>1,350</b>                            |
|  | Briars Deceased Estate Bequest                                  | Total Expenses | -                           | 9                                       |
| <b>The Briars Total</b>                              |   |                | <b>-</b>                    | <b>9</b>                                |
|  | Eramosa Road West – Pylon sign relocation for pedestrian safety | Total Expenses | -                           | 30                                      |
|  | Mornington Peninsula Towards Zero Road Safety Strategy          | Total Expenses | -                           | 18                                      |
|  | Sorrento Parking & Transport Plan                               | Total Expenses | -                           | 32                                      |
|  | Transport to 2050   | Total Expenses | 56                          | 203                                     |
| <b>Traffic and Transport Total</b>                   |   |                | <b>56</b>                   | <b>284</b>                              |
|  | Volunteer Locally   | Total Expenses | 0                           | 11                                      |
| <b>Volunteer Management Total</b>                    |   |                | <b>2</b>                    | <b>11</b>                               |



# Contracts and Tenders

At the time of preparing the monthly report, year-end adjustments have not been finalised. These adjustments will impact on the year-end position. The Audited Annual Financial Statements will state the year end position in accordance with applicable accounting standards and regulations.

## Contracts and Tenders Awarded

To meet the needs of the community and enable the functions of business, Council conducts procurement processes (tenders) and awards contracts for Infrastructure (works), Goods and Services.

In accordance with the Chief Executive Officer's – Instrument of Delegation all contracts over \$1,000,000.00 will be awarded at a formally constituted Council meeting. Contracts falling under the delegated limit will be awarded by delegated Officers, noting that Council has the right to call in any tender to be considered at a Council meeting.

The following is a public summary of all contracts awarded at Council or under delegation during the 1 April 2022 to 30 June 2022 period:

## Contracts and Tenders

### Contracts Awarded at Council

| Contract Number and Name        | Award Date | Contract Type     | Supplier  | "Contract Term " | Estimated Contract Value (ex GST) | Estimated Contract Value (inc GST) |
|---------------------------------|------------|-------------------|---|------------------|-----------------------------------|------------------------------------|
| <b>CN2489 – Meals on Wheels</b> | 8/3/22     | Schedule of Rates | Simply Fresh Fruit Pty Ltd<br>G & J Goss Pty Ltd<br>Fastrac Foodservice Pty Ltd | 5 years          | \$956,302                         | \$1,051,932                        |

At the time of preparing the monthly report, year-end adjustments have not been finalised. These adjustments will impact on the year-end position. The Audited Annual Financial Statements will state the year end position in accordance with applicable accounting standards and regulations.

### Contracts Awarded under Delegation

| Contract Number and Name   | Award Date | Contract Type     | Supplier                                    | "Contract Term " | Estimated Contract Value (ex GST) | Estimated Contract Value (inc GST) |
|--|------------|-------------------|---|------------------|-----------------------------------|------------------------------------|
| <b>2600: Hastings Foreshore Plan</b>   | 4/2/22     | Lump Sum          | Urbis Pty Ltd                               | 8 Months         | \$101,610                         | \$111,771                          |
| <b>2614: Myers / Hendersons Road Intersection Compact Roundabout – Bittern</b> | 24/3/22    | Lump Sum          | Maw Civil Pty Ltd                           | 3 Months         | \$523,677                         | \$576,045                          |
| <b>2619: Pottery Rd &amp; Jones Rd, Somerville Intersection Improvements</b>   | 28/1/22    | Lump Sum          | All-Waste Pumping Solutions Pty Ltd         | 5 Months         | \$464,910                         | \$511,401                          |
| <b>2622: PA 2310-0643 Debt Collection Services</b>                             | 11/3/22    | Schedule of Rates | Recoveries & Reconstruction (Aust.) Pty Ltd | 4 Years          | \$600,000                         | \$660,000                          |

At the time of preparing the monthly report, year-end adjustments have not been finalised. These adjustments will impact on the year-end position. The Audited Annual Financial Statements will state the year end position in accordance with applicable accounting standards and regulations.



## Contracts and Tenders

### Contract Over Expenditure

Due to changes in timing, quality, risk and scope of projects, occasionally an awarded contract may require additional budget (contract over expenditure) to deliver the project.

In accordance with the Chief Executive Officer's Instrument of Delegation, contract over expenditure exceeding more than 30% of the original contract price or \$200,000.00 must be

approved at a formally constituted Council meeting, contract expenditure under these amounts may be approved by delegated Officers.

The below is a list of contracts that have required an over expenditure over the original awarded contract amount, within the 1 April 2022 to 30 June 2022 period:

#### Contract Over Expenditure – Approved by Council

| Contract Number and Name                          | Date Approved | Awarded Contract Value | Variation | Revised Contract Value | % increase |
|---|---------------|------------------------|-----------|------------------------|------------|
| <b>2252 – State Purchasing Contract TPAMS2025</b> | 22/3/22       | \$771,037              | \$101,200 | \$872,237              | 12%        |

#### Contract Over Expenditure – Approved under Delegation

| Contract Number and Name   | Date Approved | Awarded Contract Value | Variation | Revised Contract Value | % increase |
|--|---------------|------------------------|-----------|------------------------|------------|
| <b>2618 – Consultancy Services – Infrastructure Maintenance Services</b> | 28/2/22       | \$229,762              | \$66,735  | \$296,497              | 22.51%     |

At the time of preparing the monthly report, year-end adjustments have not been finalised. These adjustments will impact on the year-end position. The Audited Annual Financial Statements will state the year end position in accordance with applicable accounting standards and regulations.

At the time of preparing the monthly report, year-end adjustments have not been finalised. These adjustments will impact on the year-end position. The Audited Annual Financial Statements will state the year end position in accordance with applicable accounting standards and regulations.

## Further information

Further information about road safety and the Mornington Peninsula Towards Zero 2020-2025 road safety strategy is available on the Mornington Peninsula Shire website


 [mornpen.vic.gov.au](http://mornpen.vic.gov.au)

## Acknowledgements

Mornington Peninsula Towards Zero 2020-2025 road safety strategy is based on the Mornington Peninsula Shire road safety strategy technical report prepared by Monash University Accident Research Centre, Corben Consulting and DJ Healy Road Safety Consulting.

The development of this strategy was partially funded by a TAC Community Road Safety Grant

## Contact Mornington Peninsula Shire

 1300 850 600 (24 hours) or 5950 1000

TIS: 133 677 then ask for 1300 850 600

NRS: connect to NRS on [www.relayservice.com.au](http://www.relayservice.com.au)  
then ask for 1300 850 600

 [customerservice@mornpen.vic.gov.au](mailto:customerservice@mornpen.vic.gov.au)

Private Bag 1000, Rosebud 3939 DX 30059

 [facebook.com/mornpenshire](https://facebook.com/mornpenshire)

 [@MornPenShire](https://twitter.com/MornPenShire)

 [MornPenShire](https://www.youtube.com/MornPenShire)

---

## Mornington Peninsula Shire Service Centres

Rosebud

90 Besgrove Street, 3939

Mornington

2 Queen Street, 3931

Hastings

21 Marine Parade, 3915

Somerville

1085 Frankston-Flinders Road, within Somerville Library, 3912