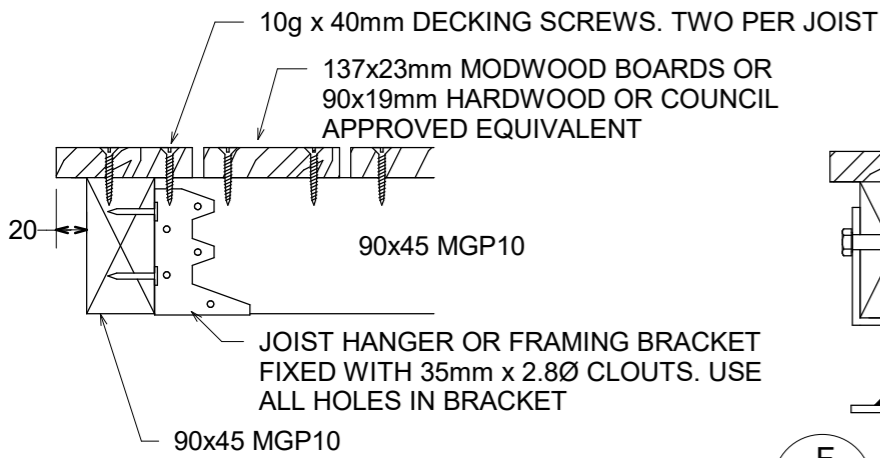


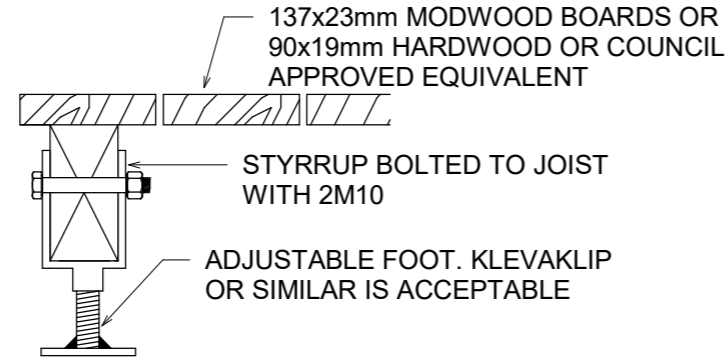
GENERAL NOTES

- G1 THESE DRAWINGS SHALL BE READ IN CONJUNCTION WITH THE CONTRACT DOCUMENTS (INCLUDING ALL ARCHITECTURAL AND OTHER CONSULTANTS' DRAWINGS AND SPECIFICATIONS) AND WITH SUCH OTHER WRITTEN INSTRUCTIONS AS MAY BE ISSUED DURING THE COURSE OF THE CONTRACT.
- G2 ANY DISCREPANCY ON THE DRAWINGS OR BETWEEN THE DRAWINGS AND/OR THE SPECIFICATION AND/OR THE SPECIFIED SAA STANDARD SHALL BE REFERRED TO THE SUPERINTENDENT AND A WRITTEN INSTRUCTION RECEIVED PRIOR TO PROCEEDING WITH THE WORK. DURING TENDERING THE TENDER SHALL ASSUME THE LARGER/GREATER CRITERIA IN TERMS OF COST IN THE ABSENCE OF OTHER INSTRUCTIONS.
- G3 ALL DIMENSIONS ARE IN MILLIMETRES UNLESS NOTED OTHERWISE. ALL LEVELS ARE IN METRES UNLESS NOTED OTHERWISE.
- G4 WORKMANSHIP AND MATERIALS SHALL BE IN ACCORDANCE WITH THE REQUIREMENTS OF THE BUILDING CODE OF AUSTRALIA, THE RELEVANT CURRENT AUSTRALIAN STANDARDS INCLUDING ALL AMENDMENTS, AND THE REQUIREMENTS OF THE LOCAL STATUTORY AUTHORITIES, EXCEPT WHERE VARIED BY THE CONTRACT DOCUMENTS.
- G5 ALL DIMENSIONS RELEVANT TO SETTING OUT AND OFF-SITE WORK SHALL BE VERIFIED BY THE CONTRACTOR BEFORE CONSTRUCTION OR FABRICATION IS COMMENCED. THE ENGINEER'S DRAWINGS SHALL NOT BE SCALED.
- G6 BUILD, FABRICATE AND PROCURE ONLY FROM DRAWINGS "ISSUED FOR CONSTRUCTION".
- STRUCTURAL STEELWORK
- G7 STEEL MATERIALS AND FABRICATION SHALL COMPLY WITH AS4100.
- G8 OPEN STEEL SECTIONS SHALL BE GRADE 300.
- G9 WASHERS SHALL BE PROVIDED UNDER ALL NUTS AND BOLT HEADS.
- G10 BOLTS ARE DESIGNATED AS FOLLOWS:
 4.6/S GRADE 4.6 SNUG TIGHT
 8.8/S GRADE 8.8 SNUG TIGHT
 8.8/TF or TB GRADE 8.8 BOLTS FULLY TENSIONED
- G11 WELDING SHALL COMPLY WITH AS1554.1. WELDS SHALL BE 6mm CONTINUOUS FILLET WELDS (cfw) UNO. BUTT WELDS AND FILLET WELDS 8mm OR MORE SHALL BE CATEGORY SP. ALL OTHER WELDS SHALL BE CATEGORY GP UNO. ELECTRODES SHALL BE E48xx OR EQUIVALENT UNO.
- G12 ALL STEELWORK SHALL BE HOT-DIP GALVANISED UNO. SURFACES SHALL BE HOT-DIP GALVANISED IN ACCORDANCE WITH THE REQUIREMENTS OF AS4680. COATING THICKNESS SHALL BE IN ACCORDANCE WITH AS4680
- G13 STRUCTURAL TIMBER AS SHOWN ON THE ENGINEERS DRAWINGS SHALL HAVE A MINIMUM STRESS GRADE OF MGP10
- G14 BOLTED CONNECTIONS SHALL BE PROVIDED WITH WASHERS UNDER THE HEAD AND THE NUT. ALL BOLTS AND FITTINGS FOR EXTERNAL USE SHALL BE HOT-DIP GALVANISED. NO KNOTS OR DEFECTS SHALL BE ALLOWED WITHIN 150mm OF BOLTS OR CONNECTORS.
- G15 PRESERVATIVE, WHERE APPLIED, SHALL BE MADE GOOD AT CHECKOUTS, HOLES AND END GRAINS WHERE SURFACE PENETRATIONS EXCEED 25mm. REFER TO THE SPECIFICATIONS FOR APPLIED FINISH TO ALL TIMBER.
- G16 MODWOOD BOARDS, WHERE USED, SHALL BE INSTALLED IN ACCORDANCE WITH THE MANUFACTURERS INSTRUCTIONS. ENSURE THAT FIXINGS INCLUDE PREDRILLED HOLES SO THAT SCREWS ARE LOOSE FITTING. COUNTERSINK SCREW HEADS. BOARD DIMENSIONS SHOWN ARE MINIMUM SIZES

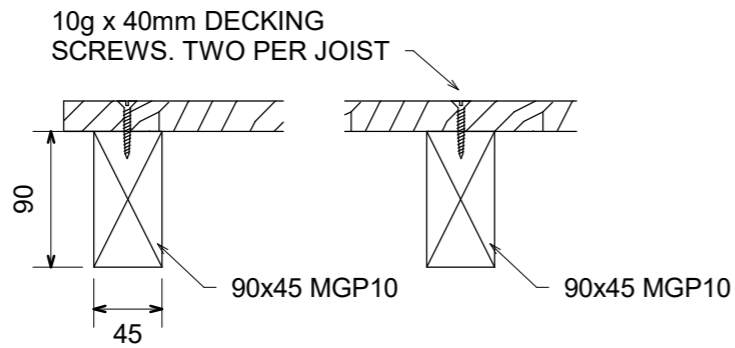
ALL STEELWORK TO BE GALVANISED
 DESIGN LOADS MAXIMUM 500kg/m² AND NOT EXCEEDING
 180kg OVER A 150x150mm AREA
 THIS DESIGN MAY BE MODIFIED SUBJECT TO COUNCIL
 APPROVAL. SUBMIT SKETCHES TO COUNCIL FOR REVIEW



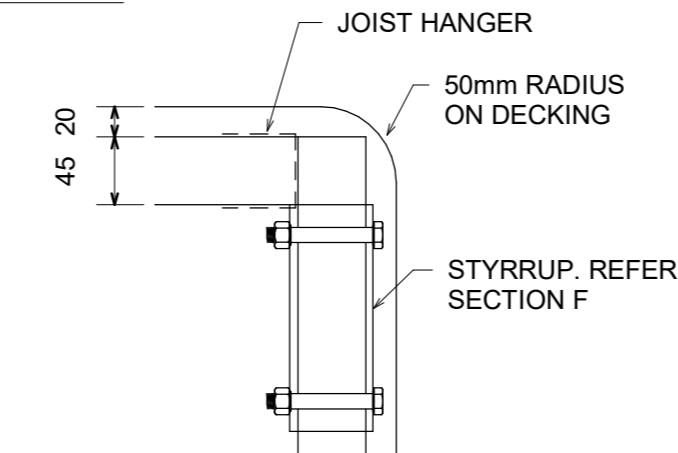
Section E
 1 : 5



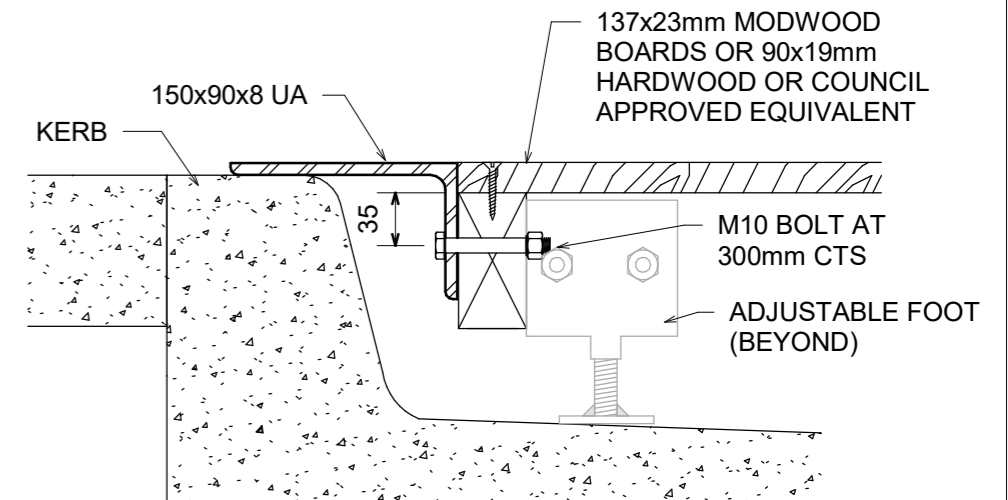
Section F - adjuster
 1 : 5



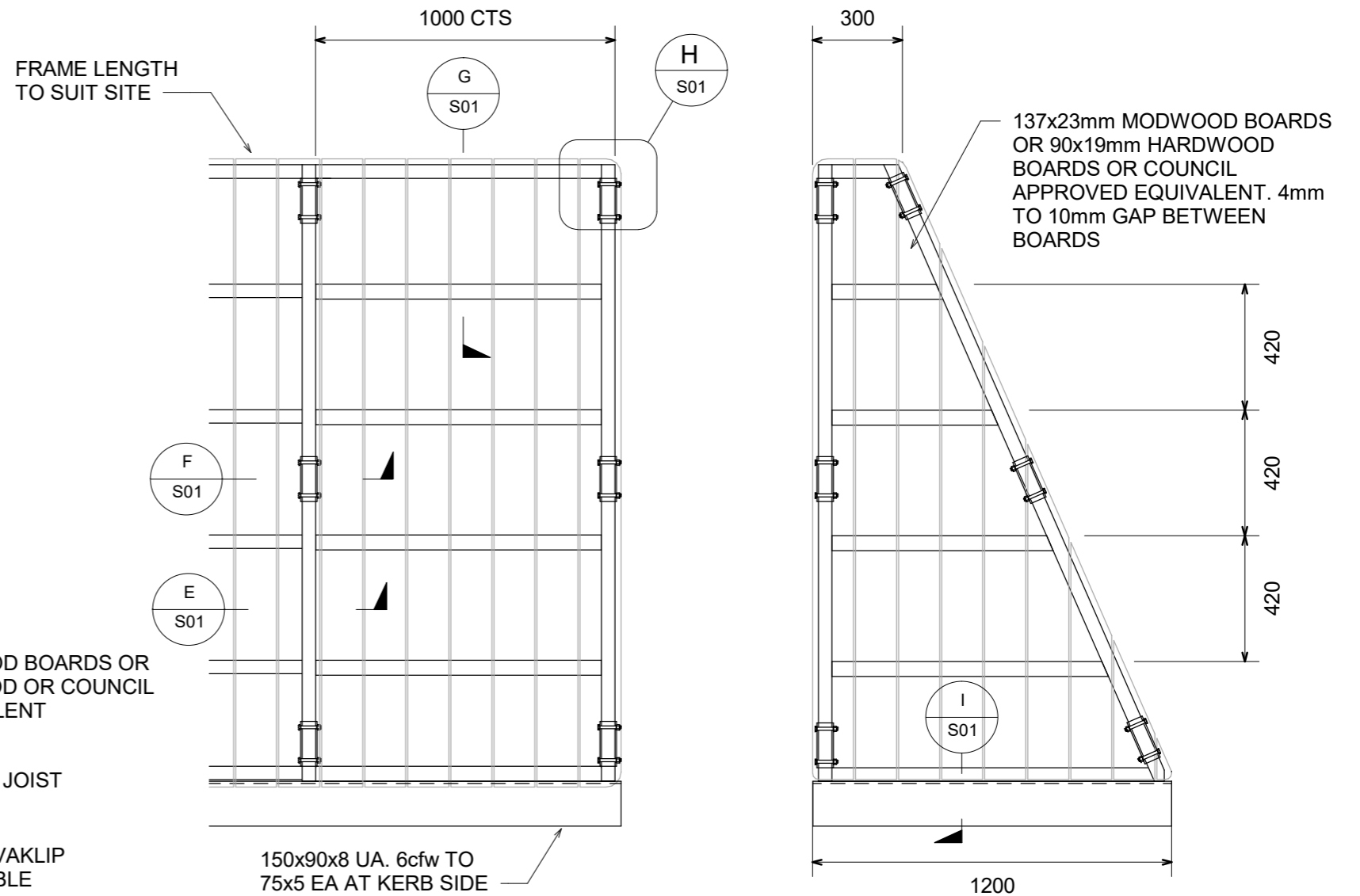
Section G
 1 : 5



Callout H
 1 : 5



Section I - Kerb
 1 : 5



Structural & Civil Engineers
 PO Box 9185, Scoresby 3179
 0447 766 979
 brendon@efficiencybydesign.com.au
 ACN 160 197 071

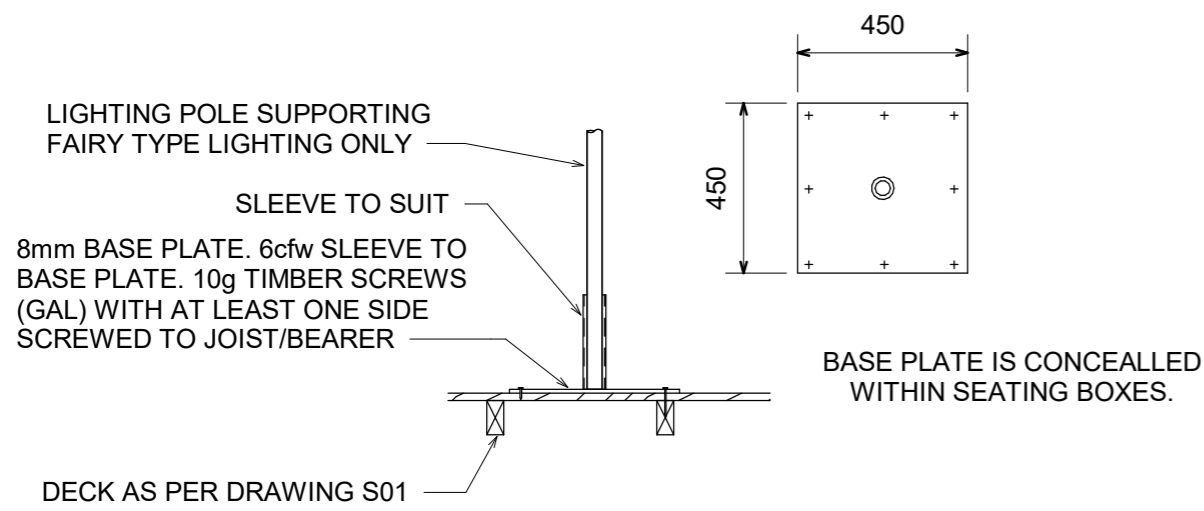
No.	Description	Date
A	Issued	17/10/20

Mornington Peninsula Shire

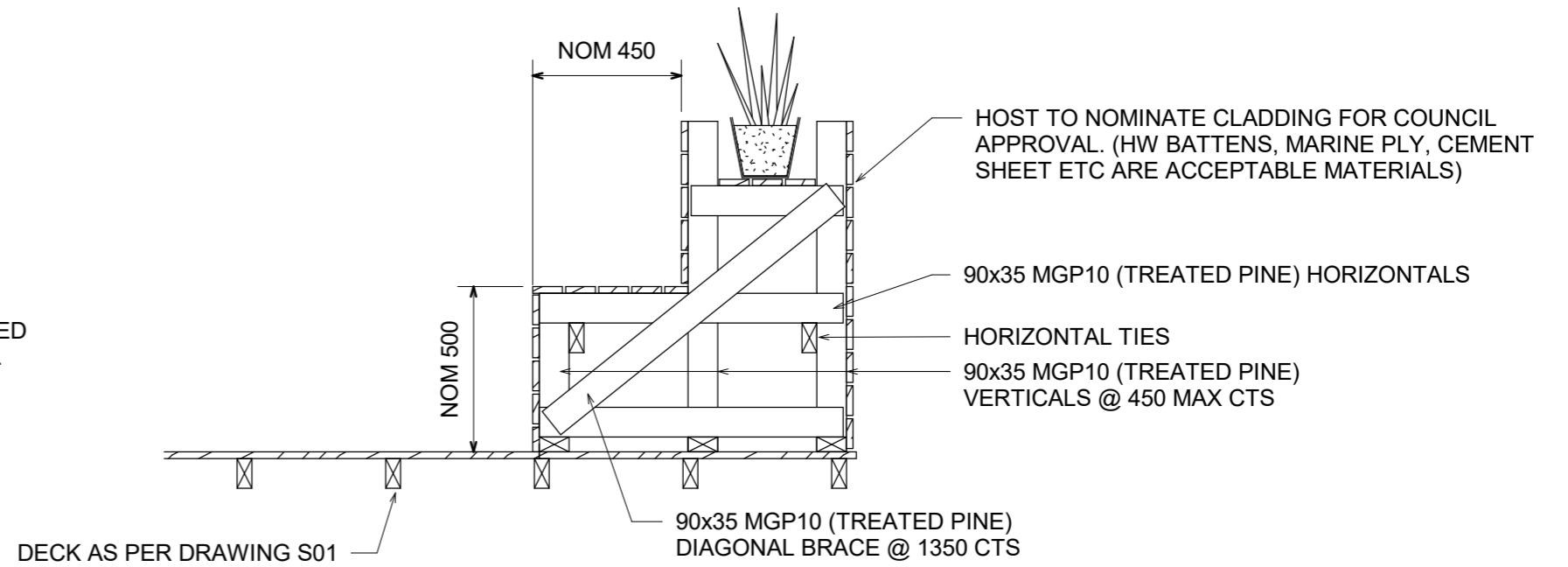
Parklet Program deck

PLANS & DETAILS - Timber frame

Date	Oct 2020	2020.045	S01
Designed by	BC		
Drawn by	BC	Scale @ A3 As indicated Revision A	
Status	FOR CONSTRUCTION		



Typical Light Base
1 : 20

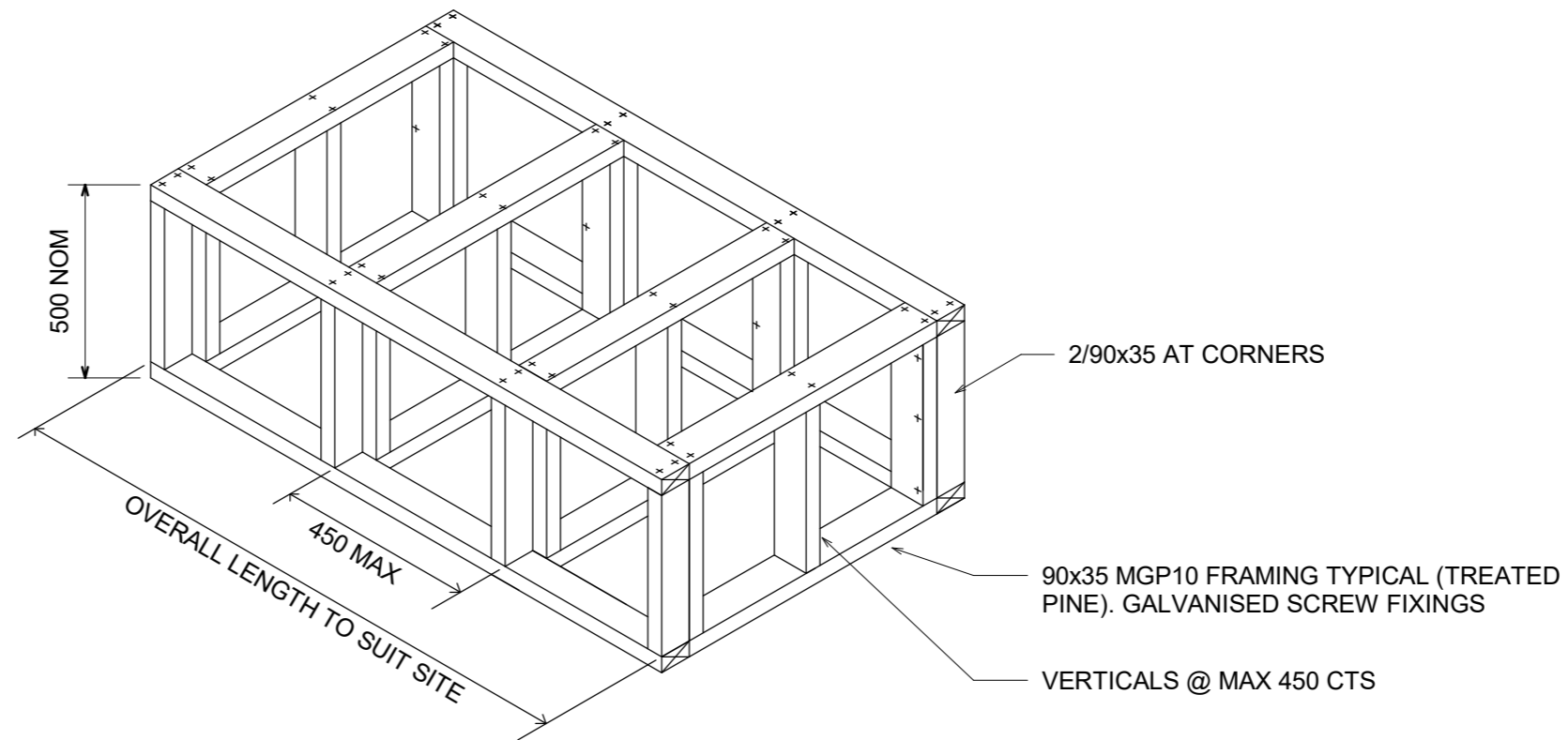


Typical Bench Seat Detail
1 : 20

FOR BENCH SEAT, BOX SEAT AND LIGHT POLE LOCATIONS, REFER TO THE COUNCIL EXAMPLE LAYOUT OR SEAK APPROVAL FOR YOUR SPECIFIC LAYOUT



**MORNINGTON
PENINSULA**
Shire



Typical Seating Box Frame
1 : 20



Structural & Civil Engineers
PO Box 9185, Scoresby 3179
0447 766 979
brendon@efficiencybydesign.com.au
ACN 160 197 071

No.	Description	Date
A	Issued	17/10/20

Mornington Peninsula Shire

Parklet Program deck

TYPICAL DETAILS

Date	Oct 2020	2020.045	S02
Designed by	BC		
Drawn by	BC	Scale @ A3	1 : 20
Status	FOR CONSTRUCTION		