



**HORSELAND**

# **PONY CLUB VICTORIA HORSE TRIALS STATE CHAMPIONSHIPS 2023**

**29 – 30 April 2023**

**GRADES 1, 2, 3, 4, & 5**

**Balnarring Pony Club Inc.**

Woolleys Road Equestrian Reserve  
Mills Avenue off Stony Point Road  
Crib Point Vic

*Including*

**Horseland Pony Club Victoria  
Interzone Teams  
Horse Trials 2023**



**PONY CLUB  
VICTORIA**





**H O R S E L A N D**

# **PONY CLUB VICTORIA HORSE TRIALS STATE CHAMPIONSHIPS 2023 GRADES 1, 2, 3, 4 & 5**

**29-30 APRIL 2023**

## **INTRODUCTION**

In 1955, the first inter-branch competition was held by Mornington Peninsula Pony Club and has since been held annually.

This year, Pony Club Victoria (PCV) extends a warm welcome to everyone attending the 2023 Horseland State Championships, being hosted by Balnarring Pony Club for the first time.

PCV would like to thank them for taking on this challenge on our behalf and wish them every success.

## **COMPETITION OVERVIEW**

The Horseland Pony Club Horse Trials State Championships comprises of three disciplines: dressage, cross country and show jumping.

All these disciplines are conducted on the same weekend and combinations (horse & rider) compete in all three disciplines.

The competition will be conducted on an individual basis with the Organizing Committee distributing riders from each zone as evenly as possible throughout the sections.

## **HOW TO ENTER**

Email your Zone Representative photos of your membership card showing member & certificate details, & the qualifying records for all mounts you wish to enter. If you have an EA qualification, provide a link to the results.

Your Zone Representative will verify your eligibility and provide you with the entry link.

## **EVENT ENTRIES**

**ENTRY FEE:** \$100.00

**MEDICAL LEVY:** \$ 25.00

**TOTAL ENTRY:** \$125.00

**ENTRIES CLOSE: MONDAY 17<sup>th</sup> April 2023**

## **ENTRY CONDITIONS**

Combinations must be eligible and qualified to enter this event.

PCV Membership Cards must be inspected thoroughly at qualifying competitions and by your Zone Representative who authorizes the entry, to ensure eligibility is in accordance with the current rules.

Each combination (horse and rider) may only enter and compete in one grade.

A rider may nominate multiple mounts for the event in any grade however the combination can only compete once at the event.

The competition is conducted in accordance with the current PCV/PCA rules for the year in which the Championships are conducted.



Individual Sashes and Prizes in all Grades.

## **Championships**

### **Individuals Combinations -**

#### **(Grades 1 - 5 - Each Section)**

**1st Place:** Horseland Trophy Rug, Medallion & Sash.

**2nd - 6th Place:** Sashes.

#### **Club Teams - (Grades 1, 2 & 3)**

- Club teams will consist of 3 or 4 combinations from Grade PCV110 to Grade 3,
- Combinations MUST be from at least two different grades.
- Club teams only, no composite teams.
- Best 3 scores to count.

**1st Place:** John Barlee Perpetual Shield, Horseland Trophy Rugs & Sashes.

**2nd - 6th Place:** Sashes.

**Please Note:** At the 2023 event, PCV110 will not be offered. Combinations Graded PCV110 will be eligible to enter Grade 1 as per PCV By-law 33.4.c.

## **Interzone**

### **Zone Teams - (Grades 4 & 5)**

- From the individual entries, zones can nominate up to two Grade 4 teams and two Grade 5 teams,
- Teams to consist of 3 or 4 combinations. Best 3 scores to count.
- Scores from the top performing Grade 4 team and Grade 5 team in each Zone will be added to determine the winning Zone for the Interzone Teams Challenge Perpetual Shield.

**1st Place:** Horseland Trophy Rugs & Sashes.

**2nd - 6th Place:** Sashes.

### **Winning Zone - (Grades 4 & 5)**

- Interzone Teams Challenge Perpetual Shield.

## **ELIGIBILITY CRITERIA**

- Riders who have been in Pony Club® for more than two years and are aged 14 years & over must have attained their "C" Certificate in order to compete at any state competition.
- PCV Member cards are not required to be presented at the State Competition.
- All entries are to be signed off and authorised by the Zone Representative of your zone.

## **QUALIFYING CRITERIA (modified for 2023)**

Combinations (horse & rider) must be eligible and qualified for the grade(s) in which they wish to enter. If you are waiting to compete in your 2ND qualifier, a rider may enter-however your entry must be confirmed by your Zone Representative. In the event that you do not qualify your entry fees will be refunded in total (less credit and transaction fees)

- Qualifications must be gained during the 12 months preceding the championships.
- Event and Cross-Country jumping penalties must be noted on the rider's membership card.
- The previous year's championship may not be used as a qualification.
- Specific grade qualification criteria and entry conditions apply.

## **GRADE 1**

- Grade 1 combinations must complete two Horse Trials, one of which must be a PCV Accredited Grade 1 event in the Pony Club section.
- An EA CCN1\*- or a PCV Accredited Open Grade 1 event may be used as one qualification. 1 or 2 events successfully completed at the PCV110 level will also be accepted as a qualification.
- 1 qualification must have been gained in the calendar year of the championships.
- 1 qualification with no more than 20 jumping penalties in the cross-country phase & one with zero jumping penalties in the cross-country phase.

## **GRADE 2**

- Grade 2 combinations must complete two Horse Trials, one of which must be in a Pony Club section of a PCV Accredited Grade 2 Event.
- An EVA95 or a PCV Accredited Open Grade 2 event may be used as one qualification.
- 1 qualification must have been gained in the calendar year of the championships.
- 1 qualification with no more than 20 jumping penalties in the cross-country phase & one qualification with zero jumping penalties in the cross-country phase.

### GRADE 3

- Grade 3 combinations must complete two Horse Trials, one of which must be in a Pony Club section of a PCV Accredited Grade 3 Event.
- An EVA 80 or a PCV Accredited Open Grade 3 event may be used as one qualification.
- 1 qualification must have been gained in the calendar year of the championships.
- 1 qualification with no more than 20 jumping penalties in the cross-country phase & one qualification with zero jumping penalties in the cross-country phase.

### GRADE 4

- Grade 4 combinations must complete two Horse Trials, one of which must be in a Pony Club section of a PCV Accredited Grade 4 Event.
- An EVA65 or a PCV Accredited Open Grade 4 event may be used as one qualification.
- 1 qualification must have been gained in the calendar year of the championships.
- 1 qualification with no more than 20 jumping penalties in the cross-country phase & one qualification with zero jumping penalties in the cross-country phase.

### GRADE 5

- Grade 5 combinations must complete two Horse Trials, one of which must be in a Pony Club section of a PCV Accredited Grade 5 Event.
- A PCV Accredited Open Grade 5 event may be used as one qualification.
- 1 qualification must have been gained in the calendar year of the championships.
- 1 qualification with no more than 20 jumping penalties in the cross-country phase & one qualification with zero jumping penalties in the cross-country phase

### SUBSTITUTION

- If a combination that has been entered into the State Championships is subsequently unable to compete, another eligible combination may be substituted. However, the substitution must be:
- A combination that has qualified under the qualifying selection criteria.
- Endorsed by the Zone Representative
- Notified by the Zone Representative, to the Organising Secretary, not later than one hour before the commencement of the first event of the State Competition.

### COMPETITION FORMAT INDIVIDUAL

The competition will be conducted on an individual basis. The Organising Committee will distribute riders from each Zone as evenly as possible throughout the sections.

### BALLOT

- The Organising Committee reserves the right to ballot entries.
- Second nominated mounts will only be accepted subject to sufficient space being available after all first nominated mounts have been accommodated.
- Riders must nominate their first preferred mount on the entry form, in case the second mount cannot be accepted.

### DRESSAGE TESTS (1/01/2022)

- Grade 1 Test HT1
- Grade 2 Test HT1
- Grade 3 Test 2
- Grade 4 Test 2
- Grade 5 Test 2

[Dressage Tests – Pony Club Victoria](#)

### COMPETITOR NUMBERS

#### Dressage/Show Jumping

Bridle numbers (on both sides of the bridle) or Back Numbers in the form of body numbers are acceptable for Dressage and Show Jumping.

#### Cross Country

Competitor identification in the form of Back numbers/Body numbers must be worn for Cross Country. A4 paper inserts will be sent out by Event Secretary for printing by you before the event. Competitors must provide their own A4 size number holder. An alternative fabric bib of a similar size and displaying the correct number front and back is also acceptable.

Competitor numbers can be found in the FINAL official draw which will be published on the PCV website.



## EVENT INFORMATION:

### CROSS COUNTRY COURSE CLOSURE

- The Cross Country course will be closed to all riders from 2<sup>nd</sup> April 2023 until the event.
- At the completion of the Cross Country Phase, the Cross Country Course is closed to all horses.

### LUNGEING

- No lungeing available at this event.

### EVENT PRODUCTS

- Event products are any items sold at the event such as event camping, yards and dinners and may be ordered via the link provided to you by your Zone Representative.

### EVENT MERCHANDISE

State Championship Polos and Event Hoodies. Sizes and stock, pre-event purchase is required – **orders close 26<sup>th</sup> MARCH.**

Sale of Event Merchandise is not guaranteed at the event.

**POLO: \$50 HOODIE: \$75**

### DINNER ON SATURDAY EVENING

Food trucks will be onsite for anyone to purchase a meal. Available from 6.30 pm.

There will be some entertainment which will be detailed in the rider information sheet.

### CAMPING

Camping is allowed at \$20/car for the weekend – unpowered. Generators must run between the hours of 7am to 10pm at the latest. Toilets and showers available.

### HORSE YARDS

Yards are very limited, and you are encouraged to bring your own.

Available yards are \$20 for the event. A \$30 yard bond applies. Refer to Rider Information sheet on refund of bond.

### BAG OF ICE

Pre-ordered ice \$5.00/bag.

### CANTEEN

Open from 7.30am Saturday and finishing at 5pm before food van come for dinner at 6.30pm.

Open from 7.30am Sunday and closing at the end of the event.



## OFF THE TRACK THOROUGHBRED

The Pony Club Victoria Horse Trials Festival is a showcase of the best Pony Club Victoria Eventing riders from across 10 zones. We know many of our competitors will be aboard an Off The Track horse.

Riders to provide OTT registration details on entry and sign up with OTT Community: [Register | Post Racing Platform \(ottcommunity.com.au\)](https://ottcommunity.com.au)



## HRV HERO OFF THE TRACK HORSE

The Pony Club Victoria Horse Trials Festival is a showcase of the best Pony Club Victoria Eventing riders from across 10 zones. We know many of our competitors will be aboard a HRV HERO off The Track horse.

Riders to provide Standardbred Freeze brand details.



## REFUND POLICY

- Entry refund requests for all events MUST be lodged in writing no more than 14 days after the last day of the competition.
- Requests for a refund must be accompanied by a Medical Certificate or Veterinary Certificate.
- The organising committee may withhold an administration fee of up to 25% of the total entry fee.

## DISCLAIMER

Neither the Organising Committee of this competition nor Pony Club Victoria accepts any responsibility whatsoever for any accident, damage, injury or illness to horses, riders, ground spectators or any other person or property.

The Organising Committee reserves the right:

- To cancel any class
- Divide any class
- To alter the advertised times
- To refuse any entry, with or without stating the reason.

## EVENT CONDITIONS OF ENTRY AND ATTENDANCE

All participants, supporters, volunteers and spectators agree to be bound by the rules of the competition and the rules, regulations and policies of Pony Club®. Individuals who are not registered members of the organisation are deemed to be "relevant persons" of Pony Club® for the duration of the event.

Any breaches of rules, regulations or policies may result in disciplinary action.

## QUERIES & PROTESTS

### Queries

- A competitor may raise a query at a competition, on a form provided by the organising committee, available at the event secretary's office. Organising committees may obtain the query form from PCV web site or state office.
- Once completed, the competitor must hand the query form to the event secretary for investigation by the appropriate official.
- The appropriate official must answer the query verbally as soon as possible. If the competitor is not satisfied with the explanation, they may lodge a protest within the prescribed time.

### Protests

- A competitor may lodge a protest in writing, with a \$50 fee, with the event secretary no later than one hour after the happening that gave rise to the protest or no later than 30 minutes after posting of final scores.
- The jury of appeal or appropriate persons will consider the protest and their decision is final. The competitor forfeits the fee unless the jury of appeal or appropriate persons uphold the protest or decide that there were reasonable grounds for the protest.

# STATE HORSE TRIALS POLO SHIRT - MOTIF

**\$50/Shirt**



## STEPS TO GETTING THE CORRECT FIT

### 1. MEASURE THE HALF CHEST ( A )

Lay your garment down on a flat surface and measure from underarm to underarm at the widest point of the chest as shown on the diagram, this is called half chest measurement

### 2. MEASURE THE SLEEVE ( E )

Lay the garment down on a flat surface and measure from the sleeve cuff to where it meets the shoulder seam

### 3. MEASURE THE CENTRE BACK LENGTH ( B )

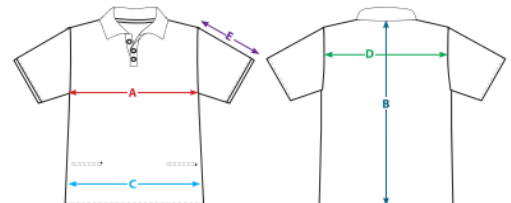
Measure from the centre of the collar seam to the hem

## SIZE CHART

### BODY

	6	8	10	12	14	16	18	20	22
Chest <b>[A]</b>	46.5	48.5	51.5	53.5	55.5	56.5	59.5	62.5	65.5
Center Back <b>[B]</b>	61.5	63.5	66.5	68.5	70.5	71.5	73.5	75.5	76.5
Hem <b>[C]</b>	45.5	47.5	49.5	51.5	53.5	55.5	58.5	60.5	63.5
Shoulder <b>[D]</b>	41.5	42.5	43.5	45.5	46.5	47.5	48.5	49.5	51.5
Sleeve length <b>[E]</b>	14.5	15.5	16.5	17.5	18.5	19.5	20.5	21.5	22.5

**Chest Width** is measured from armhole to armhole across chest. **Front Length** starts from shoulder seam to bottom hem.



All measurements are in centimeters and are done when garment is laying flat.



# STATE HORSE TRIALS

## POLO SHIRT - PLAIN

**\$50/Shirt**



### STEPS TO GETTING THE CORRECT FIT

#### 1. MEASURE THE HALF CHEST ( A )

Lay your garment down on a flat surface and measure from underarm to underarm at the widest point of the chest as shown on the diagram, this is called half chest measurement

#### 2. MEASURE THE SLEEVE ( E )

Lay the garment down on a flat surface and measure from the sleeve cuff to where it meets the shoulder seam

#### 3. MEASURE THE CENTRE BACK LENGTH ( B )

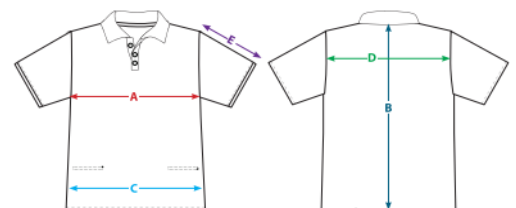
Measure from the centre of the collar seam to the hem

### SIZE CHART

#### BODY

	6	8	10	12	14	16	18	20	22
Chest [A]	46.5	48.5	51.5	53.5	55.5	56.5	59.5	62.5	65.5
Center Back [B]	61.5	63.5	66.5	68.5	70.5	71.5	73.5	75.5	76.5
Hem [C]	45.5	47.5	49.5	51.5	53.5	55.5	58.5	60.5	63.5
Shoulder [D]	41.5	42.5	43.5	45.5	46.5	47.5	48.5	49.5	51.5
Sleeve length [E]	14.5	15.5	16.5	17.5	18.5	19.5	20.5	21.5	22.5

*Chest Width* is measured from armhole to armhole across chest. *Front Length* starts from shoulder seam to bottom hem.



All measurements are in centimeters and are done when garment is laying flat.



# STATE HORSE TRIALS HOODIE

**\$75/Hoodie**





### STEPS TO GETTING THE CORRECT FIT

#### 1. MEASURE THE HALF CHEST ( A )

Lay your garment down on a flat surface and measure from underarm to underarm at the widest point of the chest as shown on the diagram, this is called half chest measurement

#### 2. MEASURE THE SLEEVE ( E )

Lay the garment down on a flat surface and measure from the sleeve cuff to where it meets the shoulder seam

#### 3. MEASURE THE CENTRE BACK LENGTH ( B )

Measure from the centre of the collar seam to the hem



SIZE CHART	4	6	8	10	12	14	XS	S	M	L	XL	2XL	3XL	4XL	5XL	6XL	7XL	8XL	9XL	
BODY	Chest Width is measured from armhole to armhole across chest.										Front Length starts from shoulder seam to bottom hem.									
Actual Chest Width <a href="#">[A]</a>	36	38	40	43	46	48.5	51.5	54	56.5	59	61.5	64	66.5	69	71.5	74	76.5	79	81.5	
Actual Front Length <a href="#">[B]</a>	48.5	53.5	58.5	63.5	67	70	73	77	79	80	81	82	83	84	85	87	89	91	93	
SLEEVE	Standard Sleeve Length is measured from the shoulder point.																			
Actual Short Sleeve Length <a href="#">[C]</a>	16	17	17	19	21	21	22.5	23	23.5	24	24.5	25	26.5	27	27.5	28	28.5	29	29.5	
Actual Long Sleeve Length <a href="#">[C]</a>	32	32	38.5	44	50.5	52.5	55	60.5	61.5	63.5	63.5	63.5	65.5	65.5	65.5	65.5	65.5	65.5	67	

All measurements are in centimeters and are done when garment is laying flat.




[www.hoodedlyfe.com.au](http://www.hoodedlyfe.com.au)

Orders at <https://www.ponyclubvic.org.au/blog/2023/03/16/horse-trials-merch-available-now/>



# SPONSORS

A HUGE THANK YOU TO OUR SPONSORS:



**Claire Browne  
Equine Dental  
Services**

**Tooradin Estate**

**Gracie's Lane  
Luxury Bed &  
Breakfast**



# PONY CLUB

VICTORIA



**VICS**SPORT





**H O R S E L A N D**

